



REPUBLIC OF KENYA



PAPERS LAID	
DATE	7/6/21
TABLED BY	Dr. May. W.
COMMITTEE	—
CLERK AT THE TABLE	Manga

**REPORT**

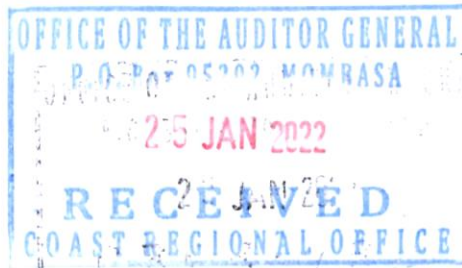
**OF**

**THE AUDITOR-GENERAL**

**ON**

**COUNTY EXECUTIVE OF MOMBASA**

**FOR THE YEAR ENDED  
30 JUNE, 2021**



---

**COUNTY GOVERNMENT OF MOMBASA**

**ANNUAL REPORT AND FINANCIAL STATEMENTS**

**FOR THE FINANCIAL YEAR ENDED**

**JUNE 30, 2021**

---

***Prepared in accordance with the Cash Basis of Accounting Method under the International  
Public Sector Accounting Standards (IPSAS)***



**COUNTY EXECUTIVE OF MOMBASA**  
**Annual Report and Financial Statements**  
**For the year ended June 30, 2021.**

---

**TABLE OF CONTENTS**

TABLE OF CONTENTS.....	i
1. KEY ENTITY INFORMATION AND MANAGEMENT .....	ii
2. FORWARD BY THE CECM FINANCE AND ECONOMIC PLANNING .....	vi
3. STATEMENT OF PERFORMANCE AGAINST COUNTY PREDETERMINED OBJECTIVES .....	x
4. CORPORATE SOCIAL RESPONSIBILITY STATEMENT/SUSTAINABILITY .....	xvi
REPORTING .....	xvi
5. STATEMENT OF MANAGEMENT RESPONSIBILITIES.....	xxi
6. REPORT OF THE INDEPENDENT AUDITOR ON THE ENTITY (specify entity name) .....	xxiii
7. FINANCIAL STATEMENTS.....	1
7.1. STATEMENT OF RECEIPTS AND PAYMENTS FOR THE YEAR ENDED 30TH JUNE 2021. 1	
7.2. STATEMENT OF ASSETS AND LIABILITIES AS AT 30 <sup>TH</sup> JUNE 2021 .....	3
7.3. STATEMENT OF CASH FLOWS FOR THE PERIOD ENDED 30 <sup>TH</sup> JUNE 2021.....	4
7.4. SUMMARY STATEMENT OF APPROPRIATION: RECURRENT AND DEVELOPMENT COMBINED.....	6
7.5. SUMMARY STATEMENT OF APPROPRIATION: RECURRENT .....	7
7.6. SUMMARY STATEMENT OF APPROPRIATION: DEVELOPMENT .....	8
7.7. BUDGET EXECUTION BY PROGRAMMES AND SUB-PROGRAMMES.....	8
7.8. SIGNIFICANT ACCOUNTING POLICIES .....	21
7.9. NOTES TO THE FINANCIAL STATEMENTS.....	30
7.10. OTHER IMPORTANT DISCLOSURES .....	45
7.11. PROGRESS ON FOLLOW UP ON PRIOR YEAR AUDITOR'S RECOMMENDATIONS.....	54
ANNEXES.....	55
ANNEX 1 – ANALYSIS OF TRANSFERS FROM THE EXCHEQUER .....	55
ANNEX 2 – ANALYSIS OF PENDING ACCOUNTS PAYABLE.....	57
ANNEX 3 – ANALYSIS OF PENDING STAFF PAYABLES .....	143
ANNEX 4 – ANALYSIS OF OTHER PENDING PAYABLES .....	144
ANNEX 5 –ANALYSIS OF ACCOUNTS RECEIVABLES.....	145
ANNEX 6 – SUMMARY OF NON-CURRENT ASSET REGISTER .....	159
ANNEX 7 – INTER-ENTITY TRANSFERS .....	160
ANNEX9 – BANK RECONCILIATION/FO 30 REPORT .....	162

**COUNTY EXECUTIVE OF MOMBASA**  
**Annual Report and Financial Statements**  
**For the year ended June 30, 2021.**

**KEY ENTITY INFORMATION AND MANAGEMENT**

**a) Background information**

The County is constituted as per the Constitution of Kenya is headed by the County Governor, who is responsible for the general policy and strategic direction of the County.

**b) Key Management**

No.	Name	Designation	Date of holding office
1.	H.E. Ali Hassan Joho EGH	Governor	22 <sup>nd</sup> August 2017
2.	H.E. Dr. William K. Kingi	Deputy Governor and CECM: Education	22 <sup>nd</sup> August 2017
3.	Hon. Maryam abdillahi Mbaruk	CECM: Finance and Economic Planning	13 <sup>th</sup> November 2017
4.	Hon. Hazel Koitaba	CECM: Health	13 <sup>th</sup> November 2017
5.	Hon Fawz Rashid Ali (OGW)	CECM: Trade Tourism and Investment	13 <sup>th</sup> November 2017
6.	Hon. Tawfiq Balala	CECM: Transport and Infrastructure and public works executive.	13 <sup>th</sup> November 2017
7.	Hon. Dr. Godffery Nyongesa Nato	CECM: Environment Waste Management and Energy	13 <sup>th</sup> November 2017
8.	Hon. Tendai Mtana Lewa	CECM: Agriculture, Fisheries, Livestock & cooperatives	13 <sup>th</sup> November 2017

**c) Fiduciary Management**

The key management personnel who held office during the financial year ended 30th June 2020 and who had direct fiduciary responsibility were:

No.	Designation	Name
1.	Cecm, Finance And Economic Planning	Ms. Maryam Abdillahi Mbaruk
2.	Chief Officer, Finance And Economic Planning	Ms. Asha Abdi
3.	Chief Accountant	Mr. Robert Makokha
4.	Chief Officer Trade	
5.	Chief Officer Devolution	
6.	Chief Officer The Executive	

**COUNTY EXECUTIVE OF MOMBASA**  
**Annual Report and Financial Statements**  
**For the year ended June 30, 2021.**

No.	Designation	Name
7.	Chief Officer 3013 County Public Service Board	
8.	Chief Officer Tourism, Betting And Control	
9.	Chief Officer Education & Polytechnic	
10.	Chief Officer Health Services	
11.	Chief Officer Environment, Energy & Natural Resources	
12.	Chief Officer Youth, Gender And Sports	
13.	Chief Officer Trade And Cooperative Development	
14.	Chief Officer Lands, Housing & Public Works	
15.	Chief Officer Agriculture , Livestock & Fisheries.	
16.	Chief Officer Devolution	

**d) Fiduciary Oversight Arrangements**

The key fiduciary oversight bodies at the County for the Year ended 30th June 2021 were

- *Audit and finance committee activities*  
*support the Executive Management, Accounting Officers, Boards, and Board Chairs by monitoring and reviewing the risk, control and governance processes that have been established in the entity pursuant to Board policies.*
- *Parliamentary committee activities*  
*The purpose of parliamentary committees is to perform functions which the houses themselves are not well fitted to perform, such as carrying out inquiries, hearing witnesses, sifting evidence, discussing matters in detail and formulating reasoned conclusions.*
- *County Assembly*  
*forum through which the people, who own the sovereign power to govern, participate in making of laws, formulation of policies for taxation, budgeting and establishment of county public service.*
- *Development partner oversight activities*

**COUNTY EXECUTIVE OF MOMBASA**  
**Annual Report and Financial Statements**  
**For the year ended June 30, 2021.**

---

*Development partners play an important role in the socio-economic development of many developing countries through budgetary support, projects/programmes and technical assistance.*

**e) County Executive Headquarters**

Betting Control Building  
Mombasa  
Kenya

**f) County Executive Contacts**

P.O. Box 90440-80100  
Mombasa, Kenya.  
Telephone: (254) 41-2311531  
E-mail: countysec@mombasa.go.ke  
Website: www.mombasacounty.go.ke

**g) County Executive Bankers**

1. Central Bank of Kenya,  
Haile Selssie Avenue,  
P.O. Box 60000,  
City Square 00200.  
Nairobi, Kenya.
2. Kenya Commercial Bank Limited.  
Treasury Square Branch,  
P.O. Box 90254  
GPO 80100.  
Mombasa, Kenya
3. Cooperative Bank of Kenya Limited.  
Nkrumah road, Mombasa,  
P.O. Box 87771.  
GPO 80100.  
Mombasa, Kenya.
4. National Bank of Kenya Limited.  
Bondeni Branch and Nkrumah Road,  
P.O. Box 90363.  
GPO 80100.  
Mombasa, Kenya.

**COUNTY EXECUTIVE OF MOMBASA**  
**Annual Report and Financial Statements**  
**For the year ended June 30, 2021.**

---

5. Equity bank.  
Moi Avenue Branch.  
P.O. Box 90016.  
GPO 80100.  
Mombasa.

**h) Independent Auditors**

Auditor General  
Office of The Auditor General  
Anniversary Towers, University Way  
P.O. Box 30084  
GPO 00100  
**NAIROBI, KENYA**

**i) Principal Legal Adviser**

The Attorney General  
State Law Office  
Harambee Avenue  
P.O. Box 40112  
City Square 00200  
**NAIROBI, KENYA**



**COUNTY EXECUTIVE OF MOMBASA**  
**Annual Report and Financial Statements**  
**For the year ended June 30, 2021.**

---

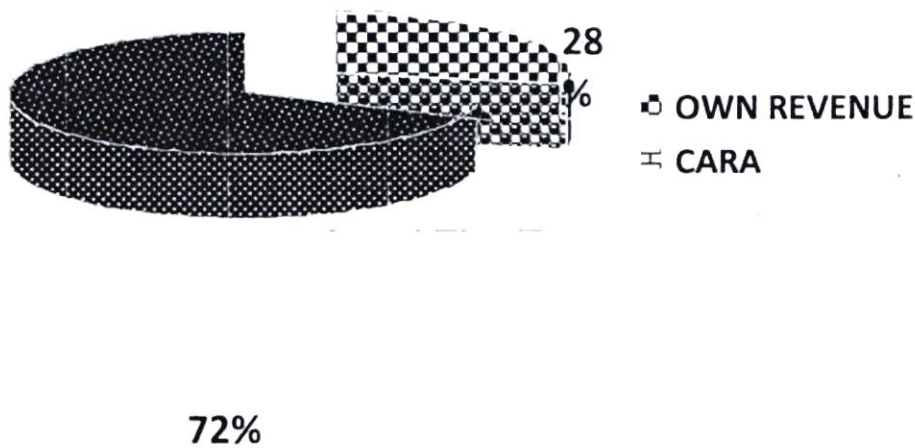
**1. FORWARD BY THE CECM FINANCE AND ECONOMIC PLANNING**

It is my pleasure to present the County Executive Government of Mombasa financial statements for the year ended 30th June 2021. The financial statements present the financial performance of the County Government for 12 months commencing 1st July 2020 to 30th June 2021.

**1. FINANCING OF THE COUNTY GOVERNMENT OF MOMBASA**

Article 202 of the Constitution of Kenya provides that revenue raised nationally shall be shared equitably among the National Government and the County Governments. Each County Government's equitable share of revenue raised nationally, is determined yearly through the County Allocation of Revenue Act (CARA). The revenue sharing formula is developed by the Commission on Revenue Allocation and approved by Parliament in accordance with Article 217 of the Constitution.

The County also finances its operations through own generated revenues. These are revenues collected within the County. The key own revenue sources for Mombasa County include business permits, land rates, business plan approval, advertising fees, cess and various other administrative charges. The actual total revenue composition for the period as compared to CARA



**Figure 1: Comparison between Actual own receipts and CARA for FY 2020/2021**

**COUNTY EXECUTIVE OF MOMBASA**  
**Annual Report and Financial Statements**  
**For the year ended June 30, 2021.**

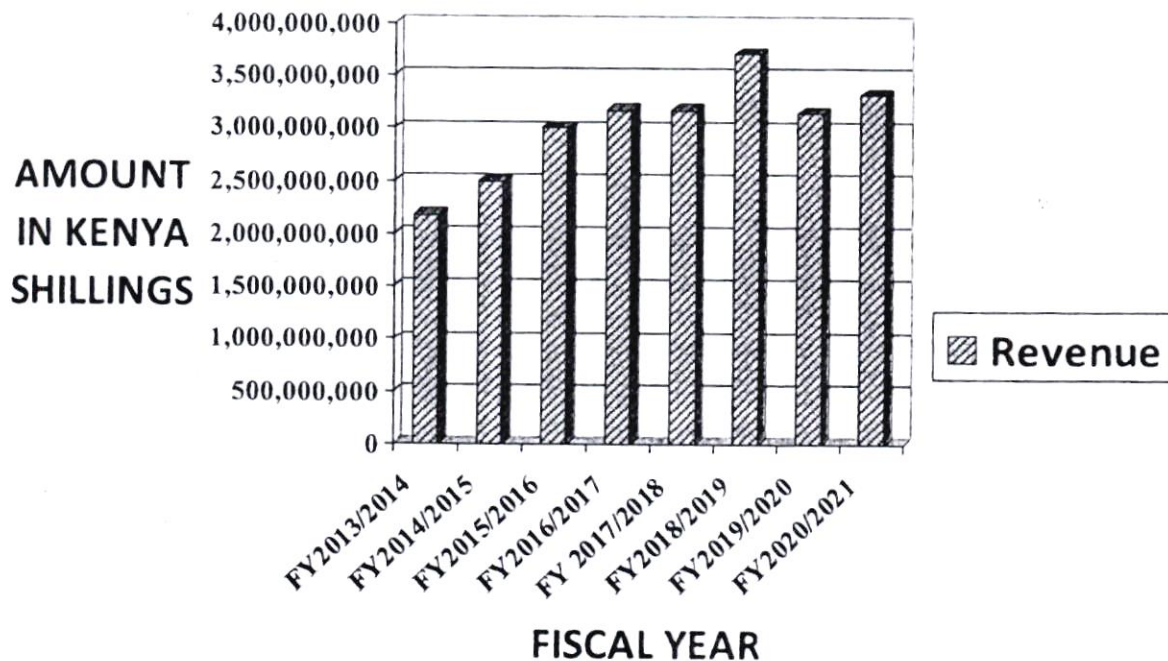
The County continues to explore new and innovative ways of increasing its own revenue collections. Some of the steps that the County has taken towards improving its revenue collections include:

- 1) Automation of revenue collection system
- 2) Sealing revenue leakages

Use of Mpesa and improved internal Controls.

These measures have paid dividend, since inception of the County, own revenue has continued to increase each year however this year's decimal increase is attributed to covid 19 pandemic as highlighted by the figure below.

### REVENUE TREND OVER THE PAST SIX YEARS



**Figure 2:** To show own revenue growth over years. Revenue performance in FY 2020/2021.

**COUNTY EXECUTIVE OF MOMBASA**  
**Annual Report and Financial Statements**  
**For the year ended June 30, 2021.**

The County Collected Kshs. 3.31 billion from its own sources compared to a target of Kshs. 5.25 billion translating to 63% collection. The National government remitted Kshs. 8.67 billion of the Kshs. 11.98 Billion of the County allocation being 78% remittance. The overall receipt collected was 82% of the Budget for the period. The scenario is summarized in table 1 below.

Revenue classification	Budget (KShs)	Actual (KShs)	Realisation (%)
CARA	9,382,131,324.00	8,673,555,635	92%
Borrowings	0	0	0%
Own generated revenues	5,252,448,363	3,314,532,178	63%
<b>Total</b>	<b>14,634,579,687.00</b>	<b>11,988,087,813</b>	<b>82%</b>

Table 1: To Compare target receipts and Actual receipts.

**Operational performance**

The County's operations are structured in terms of departments headed by County Executive Committee members. For seamless service delivery, all departments work in unison. Table 2 summarizes the total expenditure by each department as compared to the final Budget. The performance was impressive as the average departmental expenditure was 94 % of the funds allocated to them.

S/NO	DEPARTMENTS	Original Budget FY 2020/2021	Final Budget FY 2020/2021	Actual expenditure	%age utilization
3011	The Executive	375,816,961	230,273,496	134,574,269	58%
3013	Public Service Board	133,015,169	73,261,661	57,842,635	79%
3014	Finance and Economic Planning	1,429,544,736	1,801,860,806	1,748,557,136	97%
3015	Energy, Environment and Waste Management	977,879,230	741,193,611	608,952,810	82%
3016	Education, Information Technology and Mv 2035	972,487,701	687,056,502	572,128,554	83%
3017	Health	3,783,501,510	3,210,291,124	3,121,506,392	97%
3018	Water, Environment and Natural Resources	1,479,087,137	1,228,915,700	552,332,122	45%
3019	Youth, Gender, Sports and Cultural Affairs	915,974,308	634,040,916	493,044,291	78%
3020	Trade, Tourism and Investments	808,932,120	549,871,755	433,399,811	79%
3021	County Planning, Land and Housing	518,106,395	656,244,225	485,529,581	74%
3022	Transport, Infrastructure and Public Works	1,121,204,635	1,572,215,113	1,075,351,725	68%
3023	Agriculture, Fisheries, Livestock and Co-Operatives	482,945,849	223,482,482	171,410,941	77%
3026	Devolution and Public Service Administration	951,700,994	1,456,909,667	1,122,198,516	77%
3010	<b>MOMBASA EXECUTIVE TOTAL</b>	<b>13,950,196,745</b>	<b>13,065,617,058</b>	<b>10,576,828,783</b>	<b>81%</b>
3012	Transfer to County Assembly	684,382,942	684,382,942	660,326,431	96%
3010	<b>MOMBASA COUNTY TOTAL</b>	<b>14,634,579,687</b>	<b>13,750,000,000</b>	<b>11,237,155,214</b>	<b>82%</b>

Table 2: Departmental performance in FY 2020/2021

**COUNTY EXECUTIVE OF MOMBASA**  
**Annual Report and Financial Statements**  
**For the year ended June 30, 2021.**

---

Despite the notable achievements, we have experienced some challenges during the year. These include:

- 1) Local revenue collection – the collection was 63% of Budgeted revenue. The target has been missed by 37%. However, this was an increase of 6% compared to financial year 2019/2020 collection. Inability to meet the target stalled some projects. The county will negotiate with affected trading partners so that it pays them immediately it gets funds. It may call upon its residents to volunteer some services like keeping the city clean to bridge the gap in revenue collection.
- 2) Budget implementation challenges of strategic objectives is release of funds by the National Government coupled with the huge wage bill, this hindered timely implementation of key Projects. At the end of the year, the National Government had released 100% of the expected 100% with 43% being released in the last 3 months, which are April, May and June, with some fund being received in July when the financial year had already elapsed.

**CONCLUSION**

The year progressed smoothly. Good progress has been made and Mombasa County will continue to provide improved service delivery to Mombasa residents.

The gaps identified during the year will be improved in the next financial year enhancing revenue collection and seeking public private partnerships (PPP) to fund development projects.

It is my belief that the annual financial statement presents fairly the state of financial affairs of the County Executive of Mombasa.

Sign 

**CECM Finance and Economic Planning**  
**County Government of Mombasa**

## 2. STATEMENT OF PERFORMANCE AGAINST COUNTY PREDETERMINED OBJECTIVES

Section 164 (2) (f) of the Public Finance Management Act, 2012 requires that, at the end of each financial year, the accounting officer when preparing financial statements of each County Government Entity Government entities in accordance with the standards and formats prescribed by the Public Sector Accounting Standards Board includes a statement of the county government entity's performance against predetermined objectives.

The County priorities and goals outlined herein are based on the County Integrated Development Plan 2018-2022 and the inputs from stakeholders. The key County proposed priority areas are;

1. Enhanced health services.
2. Sustainable waste management services
3. Augment accessibility to safe potable water and sustained food security
4. Integrated Quality Education, Gender empowerment, Youth & Sports improvement
5. Affordable Housing Services and Land management
6. Public and onsite Infrastructure development

### Strategic development

☐ Enhanced health services: The Covid -19 pandemic was a wakeup call for Governments to ensure that health services are given outmost priority. In this regard, the County Government of Mombasa strives to achieve Universal Health care and will endeavor to ensure that its citizens have access to the best possible affordable and quality health services by heavily investing in the sector.

- The County Government has a social protection strategy in place which prioritizes Universal Health Care thus ultimately reducing the out-of-pocket expenditure on health by advocating the enrolment of the citizens into the National Health Insurance fund.

- The county hosts the Coast General Teaching and Referral Hospital which is the largest referral facility serving the entire coastal region and offers specialized health services. In order to complement this facility, the county has established satellite level 4 hospitals which have been equipped and upgraded so as to improve accessibility to the citizens and the region at large.

☐ Augment accessibility to safe potable water and sustained food security: Portable water consumed in the County is managed by the Mombasa Water and Sewerage Company (MOWASCO). This entity obtains its main water supply from Mzima Springs in Taita Taveta County, Marere in Kwale County, Sabaki/Baricho in Kilifi County and also Tiwi Boreholes in Kwale County.

- The projected water demand for the County is 186,000 cubic meters per day while the current supply is at 42,000 cubic meters. The available supply can only meet about 25% of the demand and thus there is need for concerted efforts to address the water deficit. The establishment of desalination plants that will address the shortfall has been prioritized within the county development plans. A large population relies on borehole water that contains a high percentage of faecal contamination and not safe for domestic use.

- There are 452 shallow wells spread across the entire county, three permanent springs, four water pans found in the remote areas of the county and a number of boreholes operated by private investors, NGOs and local CBO's. These sources are complemented by the pipe water system. The piping system is rehabilitated in phases by the Coast Water Services Board with the support of the

**COUNTY EXECUTIVE OF MOMBASA**  
**Annual Report and Financial Statements**  
**For the year ended June 30, 2021.**

---

Water and Sanitation Development Project (WSDP) by the World Bank, as it is a capital-intensive project.

- The County Government has a dedicated department that addresses all matters food security and harnessing of the blue economy. It has aligned its plans and strategies to address food security so as to complement a major component of the big four agenda and to ensure that there is sustainability in food security within the county.

□ **Public and onsite Infrastructure development:** As the county diversifies its economic activities and positions its self to becoming a preferred destination for investors both local and foreign so as to improve the quality of life for its citizens, it will establish onsite infrastructure. This is will stimulate the ailing economy by providing an enabling environment for investment and delivery of services by acting as a catalyst that ensures amongst others a vibrant 24 hours economy and also a preferred worldwide tourist destination.

- In infrastructure development, the main interventions will be improvement of access roads, drainage, non-motorized transport, beautification and aesthesis of the County. To empower the SMES the county will continue to improve and set up trading infrastructure within the county.

- The Department of Health continues to strategize and improve the support it offers to the community units which are manned by community health workers so as to address sanitation, hygiene and health issues as well as stepping up the water and sanitation programme compliance in the county.

□ **Sustainable Waste Management Services:** As the County aligns itself to the green economy which is a global phenomenon, unstructured waste disposal continues to be the leading cause of environmental degradation due to lack of an efficient and effective solid waste management system. Due to the proliferation of illegal dumpsites witnessed within the county with piles of uncollected garbage littering most estates, the county is embarking on putting up structures and mechanisms so as to address the perennial menace.

- An exponential amount of untreated sewage is being disposed into the Indian Ocean while solid waste is disposed at the Mwakirunge Dumpsites with only 17 per cent of the County being connected to the sanitation and sewerage system at Kipevu Sewerage plant.

- In this regard, the County Government is currently embarking on solid waste management initiatives with efforts in place to commission landfills that will adhere to environmental safeguards. The safe disposal of solid and liquid waste will inhibit disposal of raw and untreated waste into our water bodies.

□ **Integrated Quality Education, Gender empowerment, Youth & Sports improvement:** As the County nurtures a globally competitive workforce that will drive economic growth and spur job creation, rehabilitation and improvement of the Technical and Vocational Training Institutions (TVETs) is paramount.

- To increase enrolment and retention in Early Childhood Education, the County is investing in construction of modern and state of the art ECDEs as well as rehabilitation and equipping of the existing ones. In addition, the County Government continues to issue bursaries for vocational training sponsorship to School leavers, dropouts and the youth in general.

- The County intends to exploit and tap into the Youth talents by ensuring we have adequate sporting facilities within the County for them nurture their talents. Provision of a revolving fund with the county's budget will empower Women, Youth and Persons living with disabilities so as to improve their standards of living and their quality of life.

**COUNTY EXECUTIVE OF MOMBASA**  
**Annual Report and Financial Statements**  
**For the year ended June 30, 2021.**

---

- Affordable Housing Services and Land management: Being the smallest County in land mass within the Country, housing and land management has been prioritized so as to provide a dignified, peaceful and stable coexistence of our citizens through planning, land administration and provision of decent, adequate and affordable housing.
- The County will continue to work closely with the National Government in Planning and issuance of titles in the medium term and also repossession of all grabbed public land. In this regard, the County will take part in surveying, planning and land mapping to ensure investors and the residents are able to benefit from land as a factor of production.
- In order to compliment the ‘Big Four’ agenda, the County has a mega program on Social Housing Units which entails Construction of 3,000 social housing units within the County owned dilapidated Estates.

There are general challenges that have been experienced during the period under review amongst them;

- Inadequate resources
- Failure to attain optimality in staffing levels in key technical areas
- Unrealized projected local revenue collection
- Limited capacity within the community to actively participate in development activities
- Bloated wage bill which hinders development expenditure
- Delays in funds disbursement
- Lack of an implementation framework for certain programs
  
- Inadequate preparedness for emergency cases like the Covid-19, floods control, policy directives that could interrupt the normal operations of the public utilities etc.
- Lack of emergency fund to cater for infrastructural emergencies
- Reliance and delay of donor funds to fund the annual budget programmes
  
- Lack of materials for demonstration and lack of facilitation for extension staff
- Weak Legal and Regulatory Framework
- Inadequate capacity to adapt and mitigate climate change effects
- High rate of change of land use. (Competing land, water, and power uses)
- Lack of county agro-processing infrastructure (post-harvest management facilities etc.)
- Inadequate financial system arrangements in favor of establishment of cottage processing industry
- Lack of succession planning in the departments

**Recommendations for the Lessons Learnt**

- Need for strengthened link between the CIDP, ADPs and budgets;
- Timely disbursement of funds for implementation
- Proper prioritization is key;
- Optimality in staffing levels in key technical departments is a key ingredient;
- Managing stakeholders as a project objective will enhance delivery capability, ownership and sustainability;
- Putting in place a functional monitoring and evaluation plan will enhance service delivery;
- Prioritization of Resource mobilization

**COUNTY EXECUTIVE OF MOMBASA**  
**Annual Report and Financial Statements**  
**For the year ended June 30, 2021.**

---

- Strengthen private public partnership for effective realization of the development agenda
- Development and dissemination of policy documents to guide most of the county functions;
- Need to develop a projects implementation framework
- Increased budgetary allocation for emergency cases to enable rapid interventions.
- Integrated institutional approach in project implementation
- Engagement of the stakeholders during planning, implementation and Monitoring of the project.
- Capacity building of staff
- Development of succession plans
- Promote adoption of modern urban and peri urban technologies such as shed structures, kitchen gardens hanging gardens, rooftop and balcony gardens.
- Develop an input subsidy program to enhance affordability and access by the farming community.
- Enact land use policy to control conversion of agricultural land into real estate. (Spatial planning).
- Mainstream climate change initiatives in agricultural activities to promote resilience (adaptation) and mitigation.
- Develop a value addition incubation center where upcoming agro-processors can hone their skills.
- Train groups in small scale value addition.
- Rehabilitate dilapidated County infrastructures

**Strategic development objectives**

The County's 2018-2022 CIDP has identified key strategic development objectives. Broadly, these objectives have been identified through a participatory process that reviewed the development priorities of the Governor's Manifesto, the National Government's "Big Four", NIUPLAN, SDGs and the MTP III.

The strategic objectives are a synthesised product of the afore-mentioned planning frameworks that amalgamate the thematic focus and development aspirations in these policy frameworks.

The key development objectives of the Mombasa County's 2018-2022 CIDP are to:

Below we present the progress made in attaining the objectives of the CIDP (2018-2022) for Mombasa County.

For purposes of implementing and cascading the above development objectives to specific sectors, all the development objectives were made specific, measurable, achievable, realistic and time-bound (SMART) and converted into development outcomes. Attendant indicators were identified for reasons of tracking progress and performance measurement: Below we provide the progress on attaining the stated objectives:



**COUNTY EXECUTIVE OF MOMBASA**  
**Annual Report and Financial Statements**  
**For the year ended June 30, 2021.**

<i>Ref</i>	<i>Objective as per CIDP</i>	<i>Performance/Progress made up since 2018 up to date</i>	<i>Remarks</i>
1.	To provide effective and efficient curative and rehabilitative health services at all delivery units	There was an increase in bed capacity at level IV facilities from 1135 to 1293 There was an increase in the number of operating theatres from 26 to 28.	There was collaboration from all stakeholders which led to the improvement of the indicators
2.	To provide quality education	There was Supply of teaching & learning materials in all the 97 public ECDE centres in the County	The planning and execution were done within the set timelines
3.	To Improve child safety and protection	The childcare centre is in the process of being established	The project has been rescheduled to the next FY
4.	To harness the full potential of the cultural heritage	There were community cultural festivals that were held that led to Promotion of Cultural and creative industries.	Disruption Due to Covid 19 Pandemic.
5.	To improve mobility of the walking population within the County	A total of 45 km of walkways have been constructed and in use hence has caused a lot of impact to the pedestrians	The planning and execution were done within the set timelines
6.	To increase accessibility of potable water in the County	Mapping of over 20 potential sites County wide for ground water abstraction that is aimed to narrow the Water supply –Demand gap facing the residents of Mombasa.	The project is ongoing and within the time frame
7.	To increase own source revenue	Preparation of the Valuation roll. The Valuation roll is 90% complete, awaiting public sensitization, Valuation Court, and uploading to the System.	The project is ongoing and within the time frame

**COUNTY EXECUTIVE OF MOMBASA**  
**Annual Report and Financial Statements**  
**For the year ended June 30, 2021.**

Department	Objective	Outcome	Indicator	Performance
Health Services	To provide effective and efficient curative and rehabilitative health services at all delivery units	Improved quality of life	No of bed capacity increased	<b>In FY 20/21 we increased bed capacity at level IV facilities from 1135 to 1293</b>
			No of operating theatres	Increase in the number of operating theatres from 26 to 28.
Education and ICT	To provide quality ECD education	Improved quality of teaching, learning and care	No of teaching & learning materials supplied in the public ECDEs	In the 2021/22 there was 100% supply of teaching & learning materials
	To Improve child safety and protection	Improved child care services	No of childcare centres established	The project has been rescheduled to the next FY
Youth Gender & Sports	To harness the full potential of the cultural heritage	Promotion of Cultural and creative industries.	No of community cultural festivals held	2 community cultural festivals held
Transport, Infrastructure & Public Works	To improve mobility of the walking population within the County	Improved mobility	No of Kms of NMTs constructed	A total of 45 km of walkways have been constructed
Water, Sanitation and Natural Resources	To increase accessibility of potable water in the County	Increased accessibility of potable water within the County	No of potential sites for ground water abstraction identified	20 potential sites County wide for ground water abstraction identified
Land, Planning, Housing and Urban Renewal	To increase own source revenue	Increased own source revenue	No of Valuation roll prepared and operationalized.	The Valuation roll is 90% complete.

### **3. CORPORATE SOCIAL RESPONSIBILITY STATEMENT/SUSTAINABILITY REPORTING.**

County Government of Mombasa exists to transform lives. This is our purpose; the driving force behind everything we do. It is what guides us to deliver our strategy, which is founded on County Government of Mombasa pillars: putting the customer/Citizen first, delivering relevant goods and services, and improving operational excellence. Below is a brief highlight of our achievements in each pillar

#### **1. Sustainability strategy and profile**

The Country and the World at large is optimistic on the road to recovery from the COVID – 19 Pandemic that has led to a detrimental lockdown in economies. The Economic Recovery Strategies set by both levels of Government will revive and revamp the ailing economic sectors of the County's economy.

Kenya's economic growth prospects for the FY 2020/21 and over the medium term takes into account the global and Sub-Saharan Africa growth recovery. The growth projection takes into account the strategic objectives of the Government as outlined in the third MTP of Vision 2030.

The county will continuously look into ways of enhancing local revenue collection and achieving greater efficiency in terms of cost savings in recurrent expenditure to ensure priority is given to the development projects.

Maintaining a lean workforce will assist in checking the wage bill. This will create fiscal space for spending on the key county priorities especially in the social sectors and other development programmes. This will further provide adequate room for future countercyclical fiscal policy in the event of a shock.

Fiscal consolidation while ensuring that county resources are adequate to promote growth. The County Government is committed to a reduction in the recurrent expenditure to devote more resources to development. At least thirty percent of the total county revenue shall be used in the implementation of development projects.

In addition, the county will continue venturing in public private partnerships with potential local and foreign investors and other development partners to assist in development of the county.

The county Government has given a moratorium to traders for the next three months starting July 2020, and waiver of arrears for the market stalls charges as well as providing start-up capital for the traders.

#### **2. Environmental performance**

As the County embarks on implementation of any projects and programs within the County, environmental risks management is being mainstreamed including in the performance contracting and appraisal system.

The Department of Environment, Solid Waste Management and Energy, has an Environmental and Social Management System (ESMS) for the Mombasa County Projects. The ESMS ensures that the project activities are compliant with the relevant requirements of national policies, regulations and legislations as well as the World Bank Safeguards Policies and Procedures. The objective of this ESMS is to set out the principles, rules, guidelines and procedure to assess the

**COUNTY EXECUTIVE OF MOMBASA**  
**Annual Report and Financial Statements**  
**For the year ended June 30, 2021.**

---

environmental and social impacts and monitoring to ensure that environment and social aspects are duly considered.

The ESMS includes training program, responsibilities for its implementation and monitoring, procedures and budgets for ensuring enhancement of the environmental and social performance of the project. The ESMS reflects clarified roles and responsibilities vis-à-vis the implementation of the ESMS.

The objective of the Environmental and Social Management System (ESMS) is to ensure that any adverse environmental and social impacts are avoided or appropriately mitigated and compensated for where necessary. The ESMS is based on the environmental and social safeguard policies as well as Kenyan laws and policies. It will enable project proponents (the County Government of Mombasa and beneficiaries) to integrate and incorporate environmental and social concerns in the entire cycle of project implementation. The ESMS provides an overview of relevant Safeguards Policies and Government of Kenya regulations and describes the planning process concerning environmental and social issues, including screening, preparation, implementation, and monitoring of all projects to ensure full compliance with the agreed guidelines.

### **3. Employee welfare**

Pursuant to provisions of Section 59(1) (i) of the County Government Act No.17 of 2012, the Board is mandated to advise the County Government on implementation and monitoring of the National Performance Management System in the county. The first step it took was to establish a directorate of Performance Management and World Class Operations. In order to effectively achieve its mandate, the Mombasa County Public Service Board purposes to facilitate institutionalisation of effective performance management at the county through various activities. This includes but is not limited to advisories to the county on performance appraisals and performance contracting as well as efforts to link rewards to performance. The Board has also developed performance management tools such as performance appraisals forms and requisite reporting templates and instituted a pool of Performance Champions, nominated by their respective County Chief Officers. The performance Champions are also designated change agents. Annual performance evaluation is conducted and reports from county departments are sent to the County Secretary, Public Service Board. Hard copies of the 2018/2019 Staff Performance Appraisal reports were sent to the Department of Devolution and Public Service Administration for filing in individual staff files. The Board received Performance appraisal reports for the financial year 2018/2019 from nine county departments. As at now, appraisals serve as a source of data for promotions, renewal of contracts, identification of staff capacity gaps, and other Human Resource practices for which the Public Service Board is responsible.

To facilitate effective cascading of performance contracts in county departments, the Board has conducted capacity building sessions on performance contracts and performance appraisal for county staff. Adapting to the COVID-19 pandemic, the Board embraced information Communication Technology and started offering sensitization sessions via online platforms some of which were sponsored by AHADI. The target groups for the capacity building on Performance management were County Chief Officers, County Directors, County Performance champions as well as other county staff who have supervisory roles. In cognizance of the significant role played by rewards and sanctions in effective performance management, a rewards policy was scheduled

to be developed in 2019/2020 and a call for tender was posted, tender documents were received and evaluated but none of the applicants qualified. Its development is scheduled for 2020/2021.

**4 Market place practices-**

**a) Responsible competition practice.**

To promote private sector development through enterprise and entrepreneurship development.  
Create an enabling and attractive environment for investments and industrial growth.  
To develop a county policy on energy provision and promote utilization of renewable energy  
To promote confidence in measurements for trade, ensure fair trading practices and consumer protection.  
To promote development of co-operatives to enhance savings for investment

**b) Responsible Supply chain and supplier relations-**

To Supporting the improvement of business and investment climate  
To promote competitive and innovative industrial sector  
To promote development of co-operatives  
To promote confidence in measurements for trade  
To promote utilization of renewable energy

**c) Responsible marketing and advertisement-**

Trade promotion  
Industrial development and manufacturing  
Renewable energy generation  
Energy regulatory and reticulation  
Cooperative societies  
County market development and management  
Electricity and gas reticulation  
Administration of trade licensing and levies  
Single Business Permits  
Weights and measures, standard

**d) Product stewardship**

The county during the year implemented consumer protection programmes whose objectives is to safeguard the business owners and promote fair trade practices the county through the safeguards of trade industry and marketing.

Industries: Mombasa is an industrial hub with companies such as Bamburicement, Pwani oil, Kapa oil refineries ltd, wood carving, textile, Food processing, packaging and export.

**COUNTY EXECUTIVE OF MOMBASA**  
**Annual Report and Financial Statements**  
**For the year ended June 30, 2021.**

---

Fishing: these includes Deep Sea Fishing: for Marlin or fly-fishing for Sailfish, shark, swordfish, wahoo and tuda.

Entertainment: Mombasa's northern shore is re-known for its vibrant 24 hour entertainment that include both family entertainment (water parks, cinemas, bowling, sports (watersports, mountain biking and go-karting), restaurant and night life.

Agriculture: sisal, sugarcane, cashewnuts, livestock keeping

Mining: of chrome ore, cement, salt, sand

Fiber- optic: There are major intercontinental under sea telecom cables reach the shore in Mombasa, connecting East Africa to the rest of the world and supporting a fast growing call centre in the area

outline efforts to safeguard consumer rights and interests

#### **4. Community Engagements-**

There is massive community engagements and interventions in all the County's undertakings especially due to the prevailing Covid-19 pandemic.

The Covid-19 pandemic has negatively impacted on the livelihoods of the residents of Mombasa County. Considering this exposure on the people of Mombasa, the County Government has designed a Program, dubbed the Mombasa County Emergency Household Relief and Nutrition Support Program, aimed at reaching out to the over 398,000 households in Mombasa, with about 227,500 households known to be most exposed.

The Department of Health have carried out hygiene sensitization programmes to the communities: Supplied Personal Protective Equipment's (PPEs), sanitizers and other supplies to health facilities and the public; Carried out training of healthcare staff; Contact tracing; Putting up of isolation units; Setting up Equipped ICUs; among others.

The Department of Finance and Economic Planning coordinated the preparation of the County Supplementary Budget to ensure that the County's contribution towards the COVID-19 management programme is factored under the County emergency fund and is also facilitating the Departments with finance and economic planning support to initiate procurement processes for the procurable essential goods and services. The department is being involved in the mobilization of financial resources necessary for combating the pandemic.

The Department of Water, Sanitation and Natural Resources has been involved in the provision of free water in the informal settlements through provision of water tanks and water boozers. The Department has also drilled boreholes to boost the water supply and provide the vital commodity which is required for improved hygiene.

**COUNTY EXECUTIVE OF MOMBASA**  
**Annual Report and Financial Statements**  
**For the year ended June 30, 2021.**

---

The Department of Transport, Infrastructure and Public Works, fire unit is carrying out fumigation in various locations in the County and is also supporting the Health Sector to upgrade and equip the health facilities and well as in infrastructural upgrading and lighting up of the County for ease of accessibility and mobility especially at night.

There has been a multi sectorial food distribution through the engagement of the Departments of Youth, Gender and Cultural Affairs, Devolution and Public Service Administration and the Information, Communication and Technology Unit on logistics support on the relief food distribution and mapping of the most at risk and vulnerable populations.

The Departments of Trade, Tourism & Investment; Environment, Solid Waste Management and Energy; Lands, Planning, Housing & Urban Renewal and Agriculture, Fisheries, Livestock and Co-operatives are involved in sensitizing the business community on the risks of the COVID- 19, mapping of the most at risk and vulnerable populations within the county, sanitation services, cleaning and tidying up of the trading Centre's and the city in general.

(The organization gives details of CSR activities carried out in the year and the impact to the society. The statement may also include how the organization promotes education, sports, healthcare, labour relations, staff training and development, and water and sanitation initiatives)

**COUNTY EXECUTIVE OF MOMBASA**  
**Annual Report and Financial Statements**  
**For the year ended June 30, 2021.**

---

**5. STATEMENT OF MANAGEMENT RESPONSIBILITIES**

Sections 163, 164 and 165 of the Public Finance Management Act, 2012 requires that, at the end of each financial year, the County Treasury shall prepare financial statements of each County Government entity, receiver of receipts and consolidated financial statements for all County Government entities in accordance with the standards and formats prescribed by the Public Sector Accounting Standards Board.

The County Executive Committee (CEC) member for Finance and Economic planning of the County Government is responsible for the preparation and presentation of the County Executive's financial statements, which give a true and fair view of the state of affairs of the County Executive for and as at the end of the financial year ended on June 30, 2021. This responsibility includes: (i) Maintaining adequate financial management arrangements and ensuring that these continue to be effective throughout the reporting period; (ii) Maintaining proper accounting records, which disclose with reasonable accuracy at any time the financial position of the county Executive; (iii) Designing, implementing and maintaining internal controls relevant to the preparation and fair presentation of the financial statements, and ensuring that they are free from material misstatements, whether due to error or fraud; (iv) Safeguarding the assets of the county Executive; (v) Selecting and applying appropriate accounting policies; and (iv) Making accounting estimates that are reasonable in the circumstances.

The CEC member for finance accepts responsibility for the County Executive's financial statements, which have been prepared on the Cash Basis Method of Financial Reporting, using appropriate accounting policies in accordance with International Public Sector Accounting Standards (IPSAS). The CEC member for finance is of the opinion that the County Executive's financial statements give a true and fair view of the state of the County Executive's transactions during the financial year ended June 30, 2021, and of its financial position as at that date.

The CEC member for finance further confirms the completeness of the accounting records maintained for the County Executive which have been relied upon in the preparation of its financial statements as well as the adequacy of the systems of internal financial control.

The CEC member for finance confirms that the County Executive has complied fully with applicable Government Regulations and the terms of external financing covenants (where applicable), and that the County Executive's funds received during the year under audit were used for the eligible purposes for which they were intended and were properly accounted for.

Further the CEC member for finance confirms that the County Executive's financial statements have been prepared in a form that complies with relevant accounting standards prescribed by the Public Sector Accounting Standards Board of Kenya.



**COUNTY EXECUTIVE OF MOMBASA**  
**Annual Report and Financial Statements**  
**For the year ended June 30, 2021.**

---

**Approval of the financial statements**

The County Executive's financial statements were approved and signed by the CEC member for finance on \_\_\_\_\_ 2021.




---

**County Executive Committee Member –**  
**Finance and Economic Planning**

# REPUBLIC OF KENYA

Telephone: +254-(20) 3214000  
E-mail: info@oagkenya.go.ke  
Website: www.oagkenya.go.ke



HEADQUARTERS  
Anniversary Towers  
Monrovia Street  
P.O. Box 30084-00100  
NAIROBI

## REPORT OF THE AUDITOR-GENERAL ON COUNTY EXECUTIVE OF MOMBASA FOR THE YEAR ENDED 30 JUNE, 2021

---

### PREAMBLE

I draw your attention to the contents of my report which is in three parts:

- A. Report on the Financial Statements that considers whether the financial statements are fairly presented in accordance with the applicable financial reporting framework, accounting standards and the relevant laws and regulations that have a direct effect on the financial statements.
- B. Report on Lawfulness and Effectiveness in Use of Public Resources which considers compliance with applicable laws, regulations, policies, gazette notices, circulars, guidelines and manuals and whether public resources are applied in a prudent, efficient, economic, transparent and accountable manner to ensure Government achieves value for money and that such funds are applied for intended purpose.
- C. Report on Effectiveness of Internal Controls, Risk Management and Governance which considers how the entity has instituted checks and balances to guide internal operations. This responds to the effectiveness of the governance structure, the risk management environment, and the internal controls developed and implemented by those charged with governance for orderly, efficient and effective operations of the entity.

An unmodified opinion does not necessarily mean that an entity has complied with all relevant laws and regulations, and that its internal controls, risk management and governance systems are properly designed and were working effectively in the financial year under review.

The three parts of the report are aimed at addressing the statutory roles and responsibilities of the Auditor-General as provided by Article 229 of the Constitution, the Public Finance Management Act, 2012 and the Public Audit Act, 2015. The three parts of the report, when read together constitute the report of the Auditor-General.

### REPORT ON THE FINANCIAL STATEMENTS

#### Qualified Opinion

I have audited the accompanying financial statements of the County Executive of Mombasa set out on pages 1 to 54, which comprise the statement of assets and liabilities as at 30 June, 2021, and the statement of receipts and payments, statement of cash flows and summary statement of appropriation - recurrent and development combined for the

year then ended, and a summary of significant accounting policies and other explanatory information in accordance with the provisions of Article 229 of the Constitution of Kenya and Section 35 of the Public Audit Act, 2015. I have obtained all the information and explanations, which to the best of my knowledge and belief, were necessary for the purpose of the audit.

In my opinion, except for the effect of the matters described in the Basis for Qualified Opinion section of my report, the financial statements present fairly, in all material respects, the financial position of the County Executive of Mombasa as at 30 June, 2021, and of its financial performance and its cash flows for the year then ended, in accordance with International Public Sector Accounting Standards (Cash Basis) and comply with the Public Finance Management Act, 2012.

### **Basis for Qualified Opinion**

#### **1. Understatement of Expenditure on Compensation of Employees**

The statement of receipts and payments for the year ended 30 June, 2021 reflects an expenditure of Kshs.4,465,432,406 on compensation of employees. However, payroll records reflects an amount of Kshs.5,000,638,480, for the year then ended, resulting in understatement of the expenditure in the financial statements by Kshs.535,206,074. Although the Management has explained that these are deductions not paid during the year, no reconciliation was provided to support or explain the variance.

Consequently, the accuracy and completeness of the compensation of employees expenditure of Kshs.4,465,432,406 for the year ended 30 June, 2021 could not be confirmed.

#### **2. Unexplained Differences between the Cash Books and Financial Statements Balances**

As disclosed in Note 21A to the financial statements, the statement of assets and liabilities reflects bank balances of Kshs.1,202,150,135 as at 30 June, 2021. However, the cash books reflects balances, which differ with the financial statements balances, resulting in unexplained variances as shown below:

<b>Bank's Name</b>	<b>Bank Account Number</b>	<b>Cash Book Balance (Kshs.)</b>	<b>Financial Statements Balance (Kshs.)</b>	<b>Variance (Kshs.)</b>
Central Bank of Kenya	1000170662	(1,321,982,323.35)	22,902.20	(1,322,005,225.55)
Central Bank of Kenya	1000262745	(58,009,447.05)	91,408.75	(58,100,855.80)
Central Bank of Kenya	1000331135	(215,259,393.75)	20,339.35	(215,279,733.10)
Central Bank of Kenya	1000170689	(3,424,575,607.75)	103.30	(3,424,575,711.05)
Central Bank of Kenya	1000375377	19,651,990.00	14,114,134.80	5,537,855.20
Central Bank of Kenya	1000448188	(47,287,081.10)	0.00	(47,287,081.10)
Central Bank of Kenya	1000471077	(889,018.85)	7,726,742.20	(8,615,761.05)

<b>Bank's Name</b>	<b>Bank Account Number</b>	<b>Cash Book Balance (Kshs.)</b>	<b>Financial Statements Balance (Kshs.)</b>	<b>Variance (Kshs.)</b>
National Bank	1052110306900	(58,054,861.00)	43,100,539.00	(101,155,400.00)
National Bank	1001089054900	141,883,970.16	222,743,085.76	80,859,115.60

In addition, no bank reconciliation statements were provided for Standard Bank account No.106097647100 and Equity Bank account No.1560276850479.

In the circumstances, the accuracy and completeness of the bank balances of Kshs.1,202,150,135 as at 30 June, 2021 could not be confirmed.

### **3. Unreconciled Variance in Grants for Scholarship and Other Educational Benefits**

The statement of receipts and payments for the year ended 30 June, 2021 reflects an expenditure of Kshs.535,462,265 in respect of other grants and transfers. Included in the expenditure and as disclosed in Note 15 to the financial statements is an amount of Kshs.152,935,100 in respect of scholarships and other educational benefits. This amount relates to transfer to Elimu Fund to cater for bursaries. However, records maintained by the Management of Elimu Fund indicate that an amount of Kshs.154,035,100 was received, resulting in a variance of Kshs.1,100,000 which was not reconciled or reconciled.

Consequently, the accuracy and completeness of the grants for scholarships and other educational benefits of Kshs.152,935,100 for the year ended 30 June, 2021 could be confirmed.

### **4. Unexplained Variances in Retention Monies and Deposits Account**

The statement of assets and liabilities reflects a balance of Kshs.50,649,409 in respect of accounts payable and which as disclosed in Note 23 to the financial statements relates only to deposits held as at 30 June, 2021. However, the cash book and bank statement for the account held at Central Bank of Kenya reflects deposits and retention balances of Kshs.91,408 and Kshs.58,009,447, respectively. The resulting variances of Kshs.50,558,001 and Kshs.58,009,447 respectively between these records and the financial statements were not explained or reconciled.

Further, Note 27 to the financial statements indicates an amount of Kshs.13,630,821 in respect of retention monies paid during the year under review whereas IFMIS payment details report reflects an amount of Kshs.61,619,288. The resultant variance of Kshs.47,988,467 between the two records was not reconciled or explained.

Consequently, the accuracy and completeness of the accounts payable balance of Kshs.50,649,409 as at 30 June, 2021 could not be confirmed.

### **5. Unexplained Variances in Transfers to Other Government Units**

As disclosed in Note 14 to the financial statements, the statement of receipts and payments reflects an expenditure of Kshs.660,326,431 in respect of transfers to other

government units. However, the County Revenue Fund bank account statement indicates that an amount of Kshs.747,077,042 was transferred to the County Assembly. Review of the County Assembly's financial statements revealed that an amount of Kshs.729,489,818 was actually received from the County Treasury. The differences between three sets of records were not reconciled or explained.

In the circumstances, the accuracy and completeness of transfers to other government entities of Kshs.660,326,431 for the year ended 30 June, 2021 could not be confirmed.

#### **6. Unconfirmed Disbursements to Level 5 Hospitals**

The statement of receipts and payments reflects an expenditure of Kshs.535,462,265 for other grants and transfers. Included in the expenditure and as disclosed in Note 15 to the financial statements is an amount of Kshs.238,705,412 relating to other current transfers and grants (Level 5 Hospitals Grant). However, analysis of the exchequer releases for Level 5 Hospitals allocation revealed that an amount of Kshs.388,439,309 was received by the Executive on behalf of these hospitals. The balance of Kshs.149,733,897 apparently was not disbursed to these hospitals. No evidence was provided to confirm how the balance of the exchequer releases was applied.

In the circumstances, the accuracy and completeness of other current transfers and grants of Kshs.238,705,412 for the year ended 30 June, 2021 could not be confirmed.

#### **7. Unconfirmed Own Generated Revenue from Motor Vehicle Parking**

The statement of receipts and payments reflects an amount of Kshs.3,314,532,178 as county own generated revenue. Included in the amount is Kshs.436,072,057 in respect of motor vehicle parking fees, out of which Kshs.205,989,543 was collected through a mobile payment platform managed by a local bank. However, related bank statement and cash book were not provided to confirm actual receipts and subsequent transfers to the County Revenue Fund held at Central Bank of Kenya.

Consequently, the accuracy and completeness of the vehicle parking fees of Kshs.205,989,543 for the year ended 30 June, 2021 could not be confirmed.

The audit was conducted in accordance with International Standards of Supreme Audit Institutions (ISSAIs). I am independent of the County Executive of Mombasa Management in accordance with ISSAI 130 on Code of Ethics. I have fulfilled other ethical responsibilities in accordance with the ISSAI and in accordance with other ethical requirements applicable to performing audits of financial statements in Kenya. I believe that the audit evidence I have obtained is sufficient and appropriate to provide a basis for my qualified opinion.

#### **Key Audit Matters**

Key audit matters are those matters that, in my professional judgment, are of most significance in the audit of the financial statements. There were no key audit matters to report in the year under review.

## **Other Matter**

### **1. Undisclosed and Unreconciled Pending Bills**

As disclosed in Note 7.10(1), (2) and (3) under other important disclosures to the financial statements, the County Executive of Mombasa had pending bills totaling Kshs.5,260,962,297, comprising pending accounts payable of Kshs. 3,257,195,222, pending staff payables of Kshs.1,507,435,778 and other pending payables of Kshs.496,331,297. However, review of the supporting documents revealed the following anomalies:

- i. The other pending payables opening balance reflects an amount of Kshs.188,313,398, while the certified financial statements for 2019-2020 reflected a figure of Kshs.363,756,891, resulting to an unexplained variance of Kshs.175,443,493.
- ii. Annex 2, analysis of pending accounts payable indicates that the County Executive had pending bills totalling Kshs.4,466,272,427, comprised of pending accounts payable of Kshs.3,004,619,355, pending staff payables of Kshs.1,170,943,137 and other pending payables of Kshs. 290,709,935. This amount differs with the amount of Kshs.5,260,962,297 disclosed under Note 7.10(1), (2) and (3).
- iii. The pending staff payable as at 30 June, 2021 relates mainly to unremitted payroll deductions and dues to various statutory authorities, which may attract interest and penalties for late payments.
- iv. Records maintained by the Ministry of Health under the National Government indicates that the County Government of Mombasa owes the Ministry a sum of Kshs.682,711,688 which has been outstanding since year 2014. However, the bill was omitted from other pending accounts payable at 30 June, 2021.
- v. Records maintained by the National Treasury indicate that County Government of Mombasa owed Kenya Power Company Ltd a sum of Kshs.64,083,181 as at 30 June, 2021 while records maintained by the County Executive indicate an amount of Kshs.16,814,963. The resulting variance of Kshs.47,268,218 was not reconciled or explained.

In the circumstances, the accuracy and completeness of the pending bills as at 30 June, 2021 could not be confirmed. In addition, failure to settle bills during the year to which they relate distorts the financial statements and adversely affects the budgetary provisions for the subsequent year as they form a first charge.

### **2. Budgetary Control and Performance**

The statement of appropriation recurrent and development combined reflects final receipts budget and actual on comparable basis of Kshs.13,750,000,000 and Kshs.12,022,697,904 respectively, resulting in an under-funding of Kshs.1,727,302,096 or 13% of the budget. Similarly, the County Executive expended an amount of Kshs.11,237,155,214 against an approved budget of Kshs.13,750,000,000, resulting in an under-expenditure of Kshs.2,578,303,004 or 19% of the budget. Management has attributed the low absorption to late disbursement of the exchequer by the National Treasury.

The under-funding and under-expenditure affected the planned activities and may have impacted negatively on service delivery to the residents of Mombasa County.

## REPORT ON LAWFULNESS AND EFFECTIVENESS IN USE OF PUBLIC RESOURCES

### **Conclusion**

As required by Article 229(6) of the Constitution, based on the audit procedures performed, except for the matters described in the Basis for Conclusion on Lawfulness and Effectiveness in Use of Public Resources section of my report, I confirm that, nothing else has come to my attention to cause me to believe that public resources have not been applied lawfully and in an effective way.

### **Basis for Conclusion**

#### **1. Revenue not Deposited into County Revenue Fund Account**

The statement of receipts and payments reflects county own generated receipts of Kshs.3,314,532,178 for the year ended 30 June, 2021. However, verification of the County Revenue Fund revealed that an amount of Kshs.2,974,882,472 was collected and banked, resulting in a difference of Kshs.339,649,706 which appear to have been used at source. This is contrary to Section 109(2) of the Public Finance Management Act, 2012 which requires each County Treasury, "to ensure all money raised or received by or on behalf of the County Government is paid into the County Revenue Fund account except money that is excluded from payment into that Fund because of a provision of this Act or another Act of Parliament, and is payable into another county public fund established for a specific purpose."

In the circumstances, Management was in breach of the Law.

#### **2. Non-Compliance with Fiscal Responsibility on Wage Bill**

The statement of receipts and payments reflects an expenditure of Kshs.4,465,432,406 in respect of compensation of employees representing 37% of the total revenue received of Kshs.12,022,697,906 during the year. The above contravened Regulation 25(1) (b) of the Public Finance Management (County Governments) Regulations, 2015 which requires the County Assembly to set a wage limit which should not exceed 35% of the revenue.

Consequently, Management was in breach of the Law.

#### **3. Cash and Bank - Grants from Different Donors Held in One (1) Bank Account**

During the year ended 30 June, 2021, the County Executive of Mombasa received grants of Kshs.20,070,000 from DANIDA for Universal Health Care in Devolved Units Programme and Kshs.51,996,243 from the World Bank for Transforming Health Systems for Universal Care Project. However, these amounts were held in the Universal Health Care - Central Bank Account No.1000437723, contrary to Regulation 76(1) of the Public Finance Management (County Governments) Regulations, 2015.

The law provides that, “for the purpose of disbursement of project funds, there shall be opened and maintained a project account for every project at Central Bank of Kenya unless it is exempted by the Cabinet Secretary in writing where the CBK has no branch or banking facilities, into which all funds shall be kept and such an account shall be known by the name of the project for which it is opened and each project shall maintain only one bank account”.

In the circumstances, Management was in breach of the Law.

#### **4. Irregular Collection of User Fees by Dispensaries and Health Centres**

Available revenue collection Reports from Dispensaries indicates that nineteen (19) dispensaries collected user fees foregone of Kshs.14,590,590, contrary to the National Government Policy on abolition of user fees of 2013. Further, as compensation for user fees forgone, the National Treasury vide Treasury Circular No.25/2020 allocated the County Executive of Mombasa Kshs.23,385,934.

In the circumstances, the County Executive breached the Law.

#### **5. Projects Implementation Status**

##### **5.1 Delayed Construction of Project**

The statement of receipts and payments reflects an expenditure on acquisition of assets of Kshs.2,113,043,547 and which as disclosed in Note 17 to the financial statements includes an amount of Kshs.541,522,785 relating to construction and civil works. The latter further includes an amount of Kshs.327,671,155 paid for construction and development of a sports complex in Mombasa.

Available records indicate that the budgeted cost of the project was Kshs.1,768,183,999. The contract was signed on 28 December, 2018 with an expected start date of 18 January, 2019 and a contract duration of three years. The contractor was paid a total of Kshs.327,671,155 during the financial year 2020/2021, thereby bringing the total payment to Kshs.523,613,981 or approximately 30% of the contract sum as at 30 June, 2021. However, as at the time of the audit inspection in November, 2021, the project's remaining contract duration was three months yet only 30% of the works had been done and paid for.

Under the circumstances, it was not possible for the project to be completed within the remaining period and value for money on the project could not be confirmed.

##### **5.2 Construction of Early Childhood Development (ECD) Schools**

As reported in the previous years, the Department of Education entered into a contract for construction of eight ECD schools in eight locations in the financial year 2014/2015 at a total cost of Kshs.214,173,840. The contract duration was 32 weeks, which commenced in May, 2014 and expected completion date was December, 2015.

Note 17 to the financial statements reflects an expenditure of Kshs.74,808,052 incurred on construction of buildings during the year under review, out of which an amount of Kshs.4,971,945 was spent on construction of Early Childhood Development Centres.



However, as at the time of the audit inspection in November, 2021, only six ECD schools, had been completed while the remaining two had stalled and no contractor was on site.

Under the circumstances, value for money on the expenditure could not be ascertained.

### **5.3 Overall Projects Implementation**

The projects implementation status report provided for audit review, indicates that, a total of one hundred and three (103) projects, with a cumulative contract price of Kshs.2,688,500,796 were rolled out across the County Departments and Regions. However, the following observations were made:

- i. Twelve (12) projects costing Kshs.36,691,411 and representing 12% of the total projects, with contract price amounting to Kshs.36,691,411 were complete and in use.
- ii. Eighty-seven (87) projects representing (84%) of the total projects with a cumulative contract price of Kshs.2,545,832,590 were ongoing.
- iii. Four (4) projects representing (4%) of total projects with a cumulative contract price of Kshs.106,056,715 had stalled.

Audit inspection undertaken during the month of November, 2021 on some of the projects implemented during the year under audit revealed the following anomalies:

- i. Construction of Kongowea Exit Road to Cabro Standard Kongowea Market – Works costing Kshs.23,568,429 had not been completed with a section of the road not constructed and contractor not on site.
- ii. Improvement of Kongowea Wholesale Market Bays to rigid standards costing Kshs.14,914,000 - The contractor was not on site but the bay near the dumpsite had not been constructed.

As a result, the County Executive may not get value for money on the projects.

The audit was conducted in accordance with ISSAI 4000. The standard requires that I comply with ethical requirements and plan and perform the audit to obtain assurance about whether the activities, financial transactions and information reflected in the financial statements are in compliance, in all material respects, with the authorities that govern them. I believe that the audit evidence I have obtained is sufficient and appropriate to provide a basis for my conclusion.

## **REPORT ON EFFECTIVENESS OF INTERNAL CONTROLS, RISK MANAGEMENT AND GOVERNANCE**

### **Conclusion**

As required by Section 7(1)(a) of the Public Audit Act, 2015, based on the audit procedures performed, except for the matter described in the Basis for Conclusion on Effectiveness of Internal Controls, Risk Management and Governance section of my report, I confirm that, nothing has else come to my attention to cause me to believe that internal controls, risk management and overall governance were not effective.

## **Basis for Conclusion**

### **Management of Fixed Assets**

As previously reported, Annex 6 - summary of fixed assets register to the financial statements indicates cumulative assets balance of Kshs.21,624,772,127 as at 30 June, 2021. According to the accompanying disclosure note, the balance of Kshs.21,624,772,127 includes assets bought and inherited by the County Government from the defunct Municipal Council of Mombasa. However, no documentary evidence was provided for audit review to indicate details of assets and liabilities which were handed over to the County Government.

In the circumstances, it has not been possible to confirm the existence of adequate mechanism to safeguard the assets under the County Government of Mombasa.

The audit was conducted in accordance with ISSAI 2315 and ISSAI 2330. The standards require that I plan and perform the audit to obtain assurance about whether processes and systems of internal control, risk management and overall governance were operating effectively, in all material respects. I believe that the audit evidence I have obtained is sufficient and appropriate to provide a basis for my conclusion.

### **Responsibilities of Management and those Charged with Governance**

Management is responsible for the preparation and fair presentation of these financial statements in accordance with International Public Sector Accounting Standards (Cash Basis) and for maintaining effective internal control as Management determines is necessary to enable the preparation of financial statements that are free from material misstatement, whether due to fraud or error and for its assessment of the effectiveness of internal control, risk management and governance.

In preparing the financial statements, Management is responsible for assessing the County Executive of Mombasa's ability to sustain services, disclosing, as applicable, matters related to sustainability of services and using the applicable basis of accounting unless Management is aware of the intention to dissolve the County Executive or to cease operations.

Management is also responsible for the submission of the financial statements to the Auditor-General in accordance with the provisions of Section 47 of the Public Audit Act, 2015.

In addition to the responsibility for the preparation and presentation of the financial statements described above, Management is also responsible for ensuring that the activities, financial transactions and information reflected in the financial statements are in compliance with the authorities which govern them, and that public resources are applied in an effective way.

Those charged with governance are responsible for overseeing the County Executive of Mombasa financial reporting process, reviewing the effectiveness of how the entity monitors compliance with relevant legislative and regulatory requirements, ensuring that effective processes and systems are in place to address key roles and responsibilities in

relation to governance and risk management, and ensuring the adequacy and effectiveness of the control environment.

### **Auditor-General's Responsibilities for the Audit**

The audit objectives are to obtain reasonable assurance about whether the financial statements as a whole are free from material misstatement, whether due to fraud or error, and to issue an auditor's report that includes my opinion in accordance with the provisions of Section 48 of the Public Audit Act, 2015 and submit the audit report in compliance with Article 229(7) of the Constitution. Reasonable assurance is a high level of assurance, but is not a guarantee that an audit conducted in accordance with ISSAIs will always detect a material misstatement and weakness when it exists. Misstatements can arise from fraud or error and are considered material if, individually or in the aggregate, they could reasonably be expected to influence the economic decisions of users taken on the basis of these financial statements.

In addition to the audit of the financial statements, a compliance audit is planned and performed to express a conclusion about whether, in all material respects, the activities, financial transactions and information reflected in the financial statements are in compliance with the authorities that govern them and that public resources are applied in an effective way, in accordance with the provisions of Article 229(6) of the Constitution and submit the audit report in compliance with Article 229(7) of the Constitution.

Further, in planning and performing the audit of the financial statements and audit of compliance, I consider internal control in order to give an assurance on the effectiveness of internal controls, risk management and governance processes and systems in accordance with the provisions of Section 7(1)(a) of the Public Audit Act, 2015 and submit the audit report in compliance with Article 229(7) of the Constitution. My consideration of the internal control would not necessarily disclose all matters in the internal control that might be material weaknesses under the ISSAIs. A material weakness is a condition in which the design or operation of one or more of the internal control components does not reduce to a relatively low level the risk that misstatements caused by error or fraud in amounts that would be material in relation to the financial statements being audited may occur and not be detected within a timely period by employees in the normal course of performing their assigned functions.

Because of its inherent limitations, internal control may not prevent or detect misstatements and instances of non-compliance. Also, projections of any evaluation of effectiveness to future periods are subject to the risk that controls may become inadequate because of changes in conditions, or that the degree of compliance with the Mombasa County Executive policies and procedures may deteriorate.

As part of an audit conducted in accordance with ISSAIs, I exercise professional judgement and maintain professional skepticism throughout the audit. I also:

- Identify and assess the risks of material misstatement of the financial statements, whether due to fraud or error, design and perform audit procedures responsive to those risks, and obtain audit evidence that is sufficient and appropriate to provide a basis for my opinion. The risk of not detecting a material misstatement resulting from

fraud is higher than for one resulting from error, as fraud may involve collusion, forgery, intentional omissions, misrepresentations, or the override of internal control.

- Evaluate the appropriateness of accounting policies used and the reasonableness of accounting estimates and related disclosures made by the Management.
- Conclude on the appropriateness of the Management's use of the applicable basis of accounting and, based on the audit evidence obtained, whether a material uncertainty exists related to events or conditions that may cast significant doubt on the County Executive of Mombasa's ability to continue to sustain its services. If I conclude that a material uncertainty exists, I am required to draw attention in the auditor's report to the related disclosures in the financial statements or, if such disclosures are inadequate, to modify my opinion. My conclusions are based on the audit evidence obtained up to the date of my audit report. However, future events or conditions may cause the County Executive to cease to sustain its services.
- Evaluate the overall presentation, structure and content of the financial statements, including the disclosures, and whether the financial statements represent the underlying transactions and events in a manner that achieves fair presentation.
- Obtain sufficient appropriate audit evidence regarding the financial information and business activities of the County Executive of Mombasa to express an opinion on the financial statements.
- Perform such other procedures as I consider necessary in the circumstances.

I communicate with the Management regarding, among other matters, the planned scope and timing of the audit and significant audit findings, including any significant deficiencies in internal control that are identified during the audit.

I also provide Management with a statement that I have complied with relevant ethical requirements regarding independence, and to communicate with them all relationships and other matters that may reasonably be thought to bear on my independence, and where applicable, related safeguards.

  
CPA Nancy Gathungu, CBS  
**AUDITOR-GENERAL**

**Nairobi**

**21 April, 2022**

**COUNTY EXECUTIVE OF MOMBASA**  
**Annual Report and Financial Statements**  
**For the year ended June 30, 2021.**

**7. FINANCIAL STATEMENTS**

**7.1. STATEMENT OF RECEIPTS AND PAYMENTS FOR THE YEAR ENDED 30TH  
 JUNE 2021.**

		<b>2020-2021</b>	<b>2019-2020</b>
	<b>Notes</b>	<b>KShs</b>	<b>KShs</b>
<b>RECEIPTS</b>			
Exchequer releases	<b>1</b>	7,446,389,310	7,982,949,700
Proceeds from Domestic and Foreign Grants	<b>2</b>	1,116,325,454	
Transfers from Other Government Entities	<b>3</b>	110,840,871	241,880,361
Proceeds from Domestic Borrowings	<b>4</b>	0	0
Proceeds from Foreign Borrowings	<b>5</b>	0	0
Proceeds from Sale of Assets	<b>6</b>	0	0
Reimbursements and Refunds	<b>7</b>	0	0
Returns of Equity Holdings	<b>8</b>	0	0
County Own Generated Receipts	<b>9</b>	3,314,532,178	3,139,929,445
Returned CRF issues	<b>10</b>	34,610,093	9,716,193
<b>TOTAL RECEIPTS</b>		<b>12,022,697,906</b>	<b>11,374,475,699</b>
<b>PAYMENTS</b>			
Compensation of Employees	<b>11</b>	4,465,432,406	5,017,080,368
Use of goods and services	<b>12</b>	1,806,089,880	1,615,809,932
Subsidies	<b>13</b>	0	25,456,649
Transfers to Other Government Units	<b>14</b>	660,326,431	660,885,783
Other grants and transfers	<b>15</b>	535,462,265	633,717,569
Social Security Benefits	<b>16</b>	0	0
Acquisition of Assets	<b>17</b>	2,113,043,547	1,727,775,691
Finance Costs, including Loan Interest	<b>18</b>	0	0
Repayment of principal on Domestic and Foreign borrowing	<b>19</b>	0	0
Other Payments	<b>20</b>	1,656,800,685	1,602,933,318
<b>TOTAL PAYMENTS</b>		<b>11,237,155,214</b>	<b>11,283,659,310</b>
<b>SURPLUS/DEFICIT</b>		<b>785,542,692</b>	<b>90,816,389</b>

**COUNTY EXECUTIVE OF MOMBASA**  
**Annual Report and Financial Statements**  
**For the year ended June 30, 2021.**

---

The accounting policies and explanatory notes to these financial statements form an integral part of the financial statements. The County Executive's financial statements were approved on \_\_\_\_\_ 2021 and signed by:



**Chief Officer**  
**Name: Asha Abdi**




**Chief Accountant**  
**Name: Robert Makokha**  
**ICPAK Member Number: 10578**

COUNTY EXECUTIVE OF MOMBASA  
Annual Report and Financial Statements  
For the year ended June 30, 2021.


7.2. STATEMENT OF ASSETS AND LIABILITIES AS AT 30<sup>TH</sup> JUNE 2021

		2020-2021	2019-2020
	Notes	KShs	KShs
<b>FINANCIAL ASSETS</b>			
<b>Cash and Cash Equivalents</b>			
Bank Balances	21A	1,202,150,135	400,282,877
Cash Balances	21B	0	580,000
<b>Total Cash and cash equivalent</b>		<b>1,202,150,135</b>	<b>400,862,877</b>
Accounts Receivables	22	35,731,802	52,223,680
<b>TOTAL FINANCIAL ASSETS</b>		<b>1,237,881,937</b>	<b>453,086,557</b>
<b>FINANCIAL LIABILITIES</b>			
Accounts Payables	23	50,649,409	51,396,720
		0	
<b>NET FINANCIAL ASSETS</b>		<b>1,187,232,528</b>	<b>401,689,837</b>
<b>REPRESENTED BY</b>			
Fund balance b/fwd	24	401,689,838	310,873,450
Prior year adjustments	25		
Surplus/Deficit for the year		785,542,692	90,816,389
<b>NET FINANCIAL POSITION</b>		<b>1,187,232,528</b>	<b>401,689,838.61</b>

The accounting policies and explanatory notes to these financial statements form an integral part of the financial statements. The County Executive's financial statements were approved on 2021 and signed by:

  
\_\_\_\_\_

**Chief Officer Finance**  
Name: Asha Abdi

  
\_\_\_\_\_

**Head of Accounting Services**  
Name: Robert Makokha  
ICPAK Member Number: 10578

**COUNTY EXECUTIVE OF MOMBASA**  
**Annual Report and Financial Statements**  
**For the year ended June 30, 2021.**

**7.3. STATEMENT OF CASH FLOWS FOR THE PERIOD ENDED 30<sup>TH</sup> JUNE 2021.**

		<b>2020-2021</b>	<b>2019-2020</b>
	<b>Notes</b>	<b>KShs</b>	<b>KShs</b>
<b>Receipts from operating income</b>			
Exchequer Releases	1	7,446,389,309	7,982,949,700
Proceeds from Domestic and Foreign Grants	2	1,116,325,454	0
Transfers from Other Government Entities	3	110,840,871	241,880,361
Reimbursements and Refunds	7	0	0
Returns of Equity Holdings	8	0	0
County Own Generated Receipts	9	3,314,532,178	3,139,929,445
Returned CRF issues	10	34,610,093	9,716,195
<b>Payments for operating expenses</b>			
Compensation of Employees	11	(4,465,432,406)	(5,017,080,368)
Use of goods and services	12	(1,806,089,880)	(1,615,809,932)
Subsidies	13	0	(25,456,649)
Transfers to Other Government Units	14	(660,326,431)	(660,885,783)
Other grants and transfers	15	(535,462,265)	(633,717,569)
Social Security Benefits	16	0	0
Finance Costs, including Loan Interest	18	0	0
Other Payments	20	(1,656,800,685)	(1,602,933,318)
<b>Adjusted for:</b>			
Decrease/(Increase) in Accounts Receivables	26	16,090,599	115,683,395
Increase/(Decrease) in Accounts Payables	27	(346,032)	
Other Adjustments-Prior year Adjustments	25	0	
<b>Net cash flow from operating activities</b>		<b>2,914,330,805</b>	<b>1,934,275,475</b>
<b>CASHFLOW FROM INVESTING ACTIVITIES</b>			
Proceeds from Sale of Assets	6	0	0
Acquisition of Assets	17	(2,113,043,547)	(1,727,775,691)
<b>Net cash flows from Investing Activities</b>		<b>(2,113,043,547)</b>	<b>(1,727,775,691)</b>
<b>CASHFLOW FROM BORROWING ACTIVITIES</b>			
Proceeds from Domestic Borrowings	4	0	0
Proceeds from Foreign Borrowings	5	0	0
Repayment of principal on Domestic and Foreign borrowing	19	0	0
<b>Net cash flow from financing activities</b>		<b>0</b>	<b>0</b>
<b>NET INCREASE IN CASH AND CASH EQUIVALENTS</b>		<b>801,287,258</b>	<b>206,489,785</b>
<b>Cash and cash equivalents at BEGINNING of the year</b>	21	<b>400,862,877</b>	<b>194,373,092</b>
<b>Cash and cash equivalents at END of the year</b>	24	<b>1,202,150,135</b>	<b>400,862,877</b>



**COUNTY EXECUTIVE OF MOMBASA**  
**Annual Report and Financial Statements**  
**For the year ended June 30, 2021.**

---

The accounting policies and explanatory notes to these financial statements form an integral part of the financial statements. The County Executive's financial statements were approved on \_\_\_\_\_ 2021 and signed by:



---

**Chief Officer Finance**  
**Name: Asha Abdi**



---


**Head of Accounting Services**  
**Name: Robert Makokha**  
**ICPAK Member Number: 10578**

7.4. SUMMARY STATEMENT OF APPROPRIATION: RECURRENT AND DEVELOPMENT COMBINED


Receipt/Expense Item	Original Budget 2020/2021	Adjustments	Final Budget 2020/2021	Actual 2020/2021	Budget utilization difference	Budget utilization
	Kshs	Kshs	Kshs	Kshs	Kshs	% age
<b>RECEIPTS</b>						
Equitable Share (Exchequer releases)	7,437,750,000	(379,800,000)	7,057,950,000	7,057,950,000	0	100%
Transfers from National Government Entities	1,944,381,324	0	1,944,381,324	1,615,605,633	328,775,691	83%
County Own Generated Revenues	5,252,448,363	(677,585,891)	4,574,862,472	3,314,532,178	1,260,330,294	72%
Unspent Funds		172,806,204	172,806,204	34,610,093	138,196,111	20%
<b>TOTAL</b>	<b>14,634,579,687</b>	<b>(884,579,687)</b>	<b>13,750,000,000</b>	<b>12,022,697,904</b>	<b>1,727,302,096</b>	<b>87%</b>
<b>PAYMENTS</b>						
Compensation of Employees	5,332,449,008	270,882,191	5,603,331,199	4,465,432,406	1,137,898,793	80%
Use of goods and services	2,404,414,050	(327,105,481)	2,077,308,569	1,806,089,880	271,218,689	87%
Subsidies	76,067,204	(6,322,301)	69,744,903	0	69,744,903	0%
Transfers to Other Government Entities	683,827,757	0	683,827,757	660,326,431	23,501,326	97%
Other grants and transfers	601,329,793	(233,494,863)	367,834,931	535,462,265	(167,627,335)	146%
Acquisition of Assets	4,925,341,580	(862,310,023)	4,063,031,557	2,113,043,547	1,949,988,010	52%
Other Payments	611,150,295	273,770,789	884,921,084	1,656,800,685	(706,421,382)	180%
<b>TOTAL</b>	<b>14,634,579,687</b>	<b>(884,579,687)</b>	<b>13,750,000,000</b>	<b>11,237,155,214</b>	<b>2,578,303,004</b>	<b>81%</b>

a. Other Payments. Kenya Revenue recouped Kshs. 81,336,374 directly from the county recurrent. Coast General Spent Kshs..... directly.

b. County own generated revenue missed the revenue target due to the effect on COVID 19  
The County Executive's financial statements were approved on \_\_\_\_\_ 2021 and signed by

  
\_\_\_\_\_

Chief Officer Finance  
Name: Asha Abdi

  
\_\_\_\_\_

Head of Accounting Services  
Name: : Robert Makokha  
ICPAK Member Number: 10578


**COUNTY EXECUTIVE OF MOMBASA**  
**Annual Report and Financial Statements**  
**For the year ended June 30, 2021.**

**7.5. SUMMARY STATEMENT OF APPROPRIATION: RECURRENT**

Receipt/Expense Item	Original Budget 2020/2021	Adjustments	Final Budget 2020/2021	Actual 2020/2021	Budget utilization difference	Budget utilization
	Kshs	Kshs	Kshs	Kshs	Kshs	% age
<b>RECEIPTS</b>						
Equitable Share (Exchequer releases)	5,206,425,000	(265,860,000)	4,940,565,000	4,940,565,000	0	100%
Transfers from National Government Entities	1,361,066,927	0	1,361,066,927	1,130,923,943	230,142,984	83%
County Own Generated Revenues	3,676,713,854	0	3,676,713,854	3,148,805,569	527,908,285	86%
Unspent Funds		120,964,343	120,964,343			
<b>TOTAL</b>	<b>10,244,205,781</b>	<b>(144,895,657)</b>	<b>10,099,310,124</b>	<b>9,220,294,512</b>	<b>758,051,269</b>	<b>91%</b>
<b>PAYMENTS</b>						
Compensation of Employees	3,732,714,306	189,617,534	3,922,331,839	4,465,432,406	(543,100,567)	114%
Use of goods and services	1,683,089,835	(228,973,837)	1,454,115,998	1,806,089,880	(351,973,882)	124%
Subsidies	53,247,043	(4,425,611)	48,821,432	0	48,821,432	0%
Transfers to Other Government Entities	683,827,757	0	683,827,757	660,326,431	23,501,326	97%
Other grants and transfers	420,930,855	(163,446,404)	257,484,452	0	257,484,452	0%
Acquisition of Assets	46,031,252		46,031,252	0	46,031,252	0%
Other Payments	427,805,207	191,639,552	619,444,759	0	619,444,759	0%
<b>TOTAL</b>	<b>7,001,615,002</b>	<b>(15,588,765)</b>	<b>6,986,026,237</b>	<b>6,931,848,717</b>	<b>54,177,520</b>	<b>99%</b>

The County Executive's financial statements were approved on \_\_\_\_\_ 2021 and signed by:

\_\_\_\_\_  
**Chief Officer Finance**  
**Name: Asha Abdi**



\_\_\_\_\_  
**Head of Accounting Services**  
**Name: Robert Makokha**  
**ICPAK Member Number: 10578**

**COUNTY EXECUTIVE OF MOMBASA**  
**Annual Report and Financial Statements**  
**For the year ended June 30, 2021.**

**7.6. SUMMARY STATEMENT OF APPROPRIATION: DEVELOPMENT**

Receipt/Expense Item	Original Budget 2020/2021	Adjustments	Final Budget 2020/2021	Actual 2020/2021	Budget utilization difference	Budget utilization
	Kshs	Kshs	Kshs	Kshs	Kshs	% age
<b>RECEIPTS</b>						
Equitable Share (Exchequer releases)	2,231,325,000	(113,940,000)	2,117,385,000	2,117,385,000	0	100%
Transfers from National Government Entities	583,314,397	0	583,314,397	484,681,690	98,632,707	83%
County Own Generated Revenues	1,575,734,509	(677,585,891)	898,148,618	165,726,609	732,422,009	18%
<b>TOTAL</b>	<b>4,390,373,906</b>	<b>(791,525,891)</b>	<b>3,598,848,015</b>	<b>2,767,793,299</b>	<b>831,054,716</b>	<b>77%</b>
<b>PAYMENTS</b>						
Other grants and transfers	180,398,938	(70,048,459)	110,350,479	535,462,265	(425,111,786)	485%
Social Security Benefits	0	0	0	0	0	
Acquisition of Assets	4,925,341,580	(862,310,023)	4,063,031,557	2,113,043,547	1,949,988,010	52%
Other Payments	611,150,295	82,131,237	611,150,295	1,591,342,466	(980,192,171)	260%
<b>TOTAL</b>	<b>8,060,769,892</b>	<b>(868,990,922)</b>	<b>7,109,647,733</b>	<b>4,239,848,279</b>	<b>2,869,799,454</b>	<b>60%</b>

- (a) County Own Generated Revenues: The County did not meet its target of Kshs 3.6 Billion local Revenue collection, hence the under-absorption.

The County Executive's financial statements were approved on \_\_\_\_\_ 2021 and signed by:



**Chief Officer Finance**  
**Name: Asha Abdi**



**Head of Accounting Services**  
**Name: Robert Makokha**  
**ICPAK Member Number: 10578**

**COUNTY EXECUTIVE OF MOMBASA**  
**Annual Report and Financial Statements**  
**For the year ended June 30, 2021.**

**7.7. BUDGET EXECUTION BY PROGRAMMES AND SUB-PROGRAMMES**

**COUNTY GOVERNMENT OF**  
**MOMBASA**

**EXPENDITURE PER PROGRAM**

Governor's Affairs & Advisory Services	RECURRENT	137,000,000.00	108,172,725.00	62,568,241.00	58%
	DEVELOPMENT	3,500,000.00	-	-	
Deputy Governor's Affairs & External Relations	RECURRENT	64,575,327.00	38,443,902.00	8,234,579.00	21%
	DEVELOPMENT	2,000,000.00	-	-	
Cabinet Affairs, Policy Research and Legal Services	RECURRENT	98,000,000.00	58,690,660.00	50,216,026.00	86%
	DEVELOPMENT	12,300,000.00	-	-	
MV 2035 & E-Government	RECURRENT	31,624,673.00	8,914,428.00	2,046,985.00	23%
	DEVELOPMENT	-	-	-	
Strategic Delivery Unit	RECURRENT	26,816,961.00	16,051,781.00	11,508,438.00	72%
	DEVELOPMENT	-	-	-	

**COUNTY EXECUTIVE OF MOMBASA**  
**Annual Report and Financial Statements**  
**For the year ended June 30, 2021.**

Total	#REF!	375,816,961.00	230,273,496.00	134,574,269.00	58%
3013 COUNTY PUBLIC SERVICE BOARD					
Administration Unit	RECURRENT	121,377,889.00	71,263,661.00	55,879,083.00	78%
	DEVELOPMENT	11,637,280.00	1,998,000.00	1,963,552.00	98%
Total	#REF!	133,015,169.00	73,261,661.00	57,842,635.00	79%
3014 FINANCE AND ECONOMIC PLANNING					
Administration Unit	RECURRENT	818,382,147.00	1,159,682,238.00	1,384,443,752.00	119%
	DEVELOPMENT	389,537,693.00	389,637,131.00	157,666,736.00	40%
Accounting Unit	RECURRENT	91,050,000.00	113,839,623.00	106,096,721.00	93%
	DEVELOPMENT	6,000,000.00	5,752,374.00	-	0%
Planning and Monitoring Unit	RECURRENT	104,574,896.00	120,060,779.00	100,349,928.00	84%
	DEVELOPMENT	20,000,000.00	12,888,661.00	-	0%
Total	#REF!	1,429,544,736.00	1,801,860,806.00	1,748,557,136.00	97%

**COUNTY EXECUTIVE OF MOMBASA**  
**Annual Report and Financial Statements**  
**For the year ended June 30, 2021.**

3015 ENERGY, ENVIRONMENT & WASTE MANAGEMENT					
Administration, Planning and Support Services	RECURRENT	491,856,186.00	491,980,984.00	425,009,544.00	86%
	DEVELOPMENT	-	-	-	
Environmental Compliance and Monitoring	RECURRENT	16,000,000.00	30,444,800.00	32,309,879.00	106%
	DEVELOPMENT	-	-	-	
waste management	RECURRENT	81,000,000.00	62,816,220.00	38,839,603.00	62%
	DEVELOPMENT	44,000,000.00	4,532,202.00	9,069,191.00	200%
Energy	RECURRENT	330,372,081.00	145,602,005.00	26,227,807.00	18%
	DEVELOPMENT	-	-	47,418,777.00	
Climate Change	RECURRENT	14,650,963.00	5,817,400.00	30,078,009.00	517%
	DEVELOPMENT	-	-	-	
Total	#REF!	977,879,230.00	741,193,611.00	608,952,810.00	82%
3016 Education, Information Technology & MV 2035					

**COUNTY EXECUTIVE OF MOMBASA**  
**Annual Report and Financial Statements**  
**For the year ended June 30, 2021.**

General Administration, Planning and Support Services	RECURRENT	333,848,451.00	319,596,341.00	277,495,652.00	87%
	DEVELOPMENT	32,000,000.00	11,698,350.00	47,095,498.00	403%
Education headquarters	RECURRENT	50,589,894.00	29,766,572.00	27,273,831.00	92%
	DEVELOPMENT	140,000,000.00	46,157,584.00	22,114,977.00	48%
Childcare	RECURRENT	17,500,000.00	10,784,250.00	196,552.00	2%
	DEVELOPMENT	-	-	-	
Elimu Fund	RECURRENT	211,890,000.00	160,061,387.00	152,210,000.00	95%
	DEVELOPMENT	-	-	-	
Information Technology Headquarters	RECURRENT	47,330,000.00	34,558,249.00	20,848,957.00	60%
	DEVELOPMENT	139,329,356.00	74,433,769.00	24,893,087.00	33%
Total	#REF!	972,487,701.00	687,056,502.00	572,128,554.00	83%
<b>3017 HEALTH SERVICES</b>					
Administration Unit	RECURRENT	2,553,521,860.00	2,494,136,677.00	2,494,136,677.00	100%
	DEVELOPMENT	141,948,236.00	114,328,818.00	114,328,818.00	100%



**COUNTY EXECUTIVE OF MOMBASA**  
**Annual Report and Financial Statements**  
**For the year ended June 30, 2021.**

Curative/Clinical Health Services	RECURRENT	174,388,700.00	31,020,101.00	63,205,948.00	204%
	DEVELOPMENT	25,627,800.00	7,603,110.00	12,490,053.00	164%
Preventive and Promotive Services Unit	RECURRENT	434,625,775.00	356,966,545.00	364,055,082.54	102%
	DEVELOPMENT	269,065,740.00	206,146,178.00	72,119,013	3%
Special Programs	RECURRENT	78,123,400.00	644,880.00	1,170,800.00	182%
	DEVELOPMENT	-	-	-	
Total	#REF!	3,677,301,511.00	3,210,846,309.00	3,121,506,392	95%
				24,364,780.00	
3018 Water, Sanitation & Natural Resources					
Administration unit	RECURRENT	114,531,433.00	91,641,252.00	75,194,510.00	82%
	DEVELOPMENT	198,800,000.00	71,074,448.00	258,221,154.00	363%
Sanitation/Sewerage Services Headquarters	RECURRENT	1,980,000.00	-	-	
	DEVELOPMENT	461,601,812.00	376,376,108.00	218,916,458.00	58%
Water Supply Headquarters	RECURRENT	7,630,000.00	-	-	

**COUNTY EXECUTIVE OF MOMBASA**  
**Annual Report and Financial Statements**  
**For the year ended June 30, 2021.**

	DEVELOPMENT	689,823,892.00	689,823,892.00	-	0%
Natural Resources	RECURRENT	4,720,000.00	-	-	
	DEVELOPMENT	-	-	-	
Total	#REF!	1,479,087,137.00	1,228,915,700.00	552,332,122.00	45%
3019 Youth, Gender , Sports and Cultural Affairs					
Administration Unit	RECURRENT	214,379,042.00	211,132,480.00	163,755,169.00	78%
	DEVELOPMENT	-	-	178,396,677.00	
Youth Empowerment	RECURRENT	55,480,000.00	32,655,630.00	19,177,383.00	59%
	DEVELOPMENT	40,000,000.00	-	-	
Gender Affairs and Disability Mainstreaming	RECURRENT	50,000,000.00	13,731,426.00	7,508,692.00	55%
	DEVELOPMENT	-	-	-	
Sports development	RECURRENT	50,000,000.00	15,567,250.00	4,109,916.00	26%
	DEVELOPMENT	445,595,266.00	349,056,030.00	119,365,773.00	34%
Cultural Affairs	RECURRENT	40,900,000.00	10,023,600.00	-	0%

**COUNTY EXECUTIVE OF MOMBASA**  
**Annual Report and Financial Statements**  
**For the year ended June 30, 2021.**

	DEVELOPMENT	-	-	-	
Public Recreation and Entertainment	RECURRENT	19,620,000.00	1,874,500.00	730,681.00	39%
	DEVELOPMENT	-	-	-	
Total	#REF!	915,974,308.00	634,040,916.00	493,044,291.00	78%
3020 Trade, Tourism & Investment					
Administration Unit	RECURRENT	325,174,295.00	369,299,301.00	322,326,277.00	87%
	DEVELOPMENT	-	-	-	
Trade Development	RECURRENT	42,153,810.00	17,374,150.00	18,481,814.00	106%
	DEVELOPMENT	130,000,000.00	40,527,174.00	33,608,183.00	83%
Ease of Doing Business- Headquarters	RECURRENT	15,101,997.00	4,220,680.00	24,276,073.00	575%
	DEVELOPMENT	10,056,936.00	-	3,279,710.00	
Development of Tourism	RECURRENT	41,840,000.00	21,344,900.00	2,238,110.00	10%
	DEVELOPMENT	170,000,000.00	79,056,040.00	21,853,696.00	28%
Investment Promotion and Products Headquarters	RECURRENT	34,605,082.00	18,049,510.00	7,335,948.00	41%

**COUNTY EXECUTIVE OF MOMBASA**  
**Annual Report and Financial Statements**  
**For the year ended June 30, 2021.**

	DEVELOPMENT	40,000,000.00	-	-	
Development of County Industrial Parks	RECURRENT	-	-	-	
	DEVELOPMENT	-	-	-	
Total	#REF!	808,932,120.00	549,871,755.00	433,399,811.00	79%
3021 Lands, Housing and Physical Planning					
Administration Unit	RECURRENT	225,915,432.00	335,075,179.00	261,913,823.00	78%
	DEVELOPMENT	-	-	4,210,846.00	
Land Management Unit	RECURRENT	30,600,000.00	38,519,200.00	22,825,851.00	59%
	DEVELOPMENT	29,000,000.00	11,038,350.00	-	0%
Physical planning	RECURRENT	36,270,000.00	13,509,900.00	1,548,828.00	11%
	DEVELOPMENT	20,000,000.00	14,638,350.00	-	0%
Housing Development Unit	RECURRENT	29,061,000.00	9,112,650.00	13,839,729.00	152%
	DEVELOPMENT	42,329,963.00	117,234,936.00	45,261,142.00	39%

**COUNTY EXECUTIVE OF MOMBASA**  
**Annual Report and Financial Statements**  
**For the year ended June 30, 2021.**

Urban Renewal	RECURRENT	24,930,000.00	7,511,700.00	5,332,062.00	71%
	DEVELOPMENT	80,000,000.00	109,603,960.00	130,597,301.00	119%
Total	#REF!	518,106,395.00	656,244,225.00	485,529,581.00	74%
3022 TRANSPORT, INFRASTRUCTURE & PUBLIC WORKS					
Administration Unit	RECURRENT	396,043,439.00	402,498,378.00	358,644,242.00	89%
	DEVELOPMENT	-	-	-	
Road and Transport Unit	RECURRENT	23,700,000.00	791,916.00	-	
	DEVELOPMENT	483,555,896.00	953,040,975.00	627,910,564.00	66%
Works Unit	RECURRENT	38,780,298.00	95,200.00	3,227,128.00	3390%
	DEVELOPMENT	2,000,000.00	48,027,740.00	-	0%
Transport Planning, Management and Safety	RECURRENT	13,750,000.00	250,930.00	-	0%
	DEVELOPMENT	64,000,000.00	47,872,010.00	18,611,907.00	39%
Mechanical Services	RECURRENT	63,375,001.00	17,587,522.00	8,558,620.00	49%

**COUNTY EXECUTIVE OF MOMBASA**  
**Annual Report and Financial Statements**  
**For the year ended June 30, 2021.**

	DEVELOPMENT	6,000,000.00	3,480,922.00	-	0%
Safety, Risk Management and Rescue Services	RECURRENT	21,200,000.00	5,748,000.00	29,407,885.00	512%
	DEVELOPMENT	115,000,000.00	92,821,521.00	28,991,379.00	31%
Total	#REF!	1,227,404,634.00	1,572,215,113.00	1,075,351,725.00	68%
3023 Agriculture, Fisheries, Livestock and Co-operatives Administration Unit-Headquarters	RECURRENT	171,994,249.00	156,205,952.00	146,248,333.00	94%
	DEVELOPMENT	20,015,626.00	10,454,450.00	-	0%
Crop Management Unit	RECURRENT	34,407,105.00	8,423,048.00	3,065,258.00	36%
	DEVELOPMENT	25,000,000.00	6,997,550.00	2,982,566.00	43%
Livestock Unit	RECURRENT	19,427,979.00	6,737,486.00	463,956.00	7%
	DEVELOPMENT	20,000,000.00	-	-	
Fisheries Unit-Headquarters	RECURRENT	22,376,831.00	8,316,716.00	-	0%

**COUNTY EXECUTIVE OF MOMBASA**  
**Annual Report and Financial Statements**  
**For the year ended June 30, 2021.**

	DEVELOPMENT	135,000,000.00	22,592,592.00	16,309,568.00	72%
Veterinary Services	RECURRENT	21,060,547.00	3,160,780.00	17,517.00	1%
	DEVELOPMENT	-	-	-	
Cooperatives	RECURRENT	13,663,512.00	593,908.00	2,323,742.00	391%
	DEVELOPMENT	-	-	-	
Total	#REF!	482,945,849.00	223,482,482.00	171,410,941.00	77%
		499,295,337.00			
3026 Devolution & Public Service Administration		16,349,488.00			
Administration	RECURRENT	615,238,749.00	1,296,531,020.00	1,063,124,143.00	82%
	DEVELOPMENT	-	-	-	
Public Service Management & Enforcement	RECURRENT	111,358,237.00	80,325,562.00	26,731,929.00	33%
	DEVELOPMENT	-	-	-	
County Administration and Decentralised Services	RECURRENT	38,501,914.00	10,674,760.00	3,318,966.00	31%
	DEVELOPMENT	54,000,000.00	19,366,209.00	12,185,964.00	63%

**COUNTY EXECUTIVE OF MOMBASA**  
**Annual Report and Financial Statements**  
**For the year ended June 30, 2021.**

Public Service Reforms and Delivery	RECURRENT	64,127,393.00	30,814,567.00	4,337,241.00	14%
	DEVELOPMENT	41,545,582.00	9,935,240.00	-	0%
Compliance and Enforcement	RECURRENT	26,929,118.00	9,262,308.00	3,246,301.00	35%
	DEVELOPMENT	-	-	9,253,974.00	
Total	#REF!	951,700,994.00	1,456,909,667.00	1,122,198,516.00	77%
3010-MOMBASA COUNTY EXECUTIVE	#REF!	13,950,196,745.00	13,001,921,205.00	10,246,284,062.00	79%
3012 COUNTY ASSEMBLY		684,382,942.00	683,827,757.00	660,326,431.00	97%
MOMBASA COUNTY CONSOLIDATED		14,634,579,687.00	13,750,000,000.00	11,237,155,214	81%



## **7.8. SIGNIFICANT ACCOUNTING POLICIES**

The principle accounting policies adopted in the preparation of these financial statements are set out below:

### **1. Statement of compliance and basis of preparation**

The financial statements have been prepared in accordance with Cash-basis IPSAS financial reporting under the cash basis of Accounting, as prescribed by the PSASB and set out in the accounting policy notes below. This cash basis of accounting has been supplemented with accounting for; a) receivables that include imprests and salary advances and b) payables that include deposits and retentions.

The receivables and payables are disclosed in the Statement of Assets and Liabilities.

The financial statements are presented in Kenya Shillings, which is the functional and reporting currency of the County Executive all values are rounded to the nearest Kenya Shilling. The accounting policies adopted have been consistently applied to all the years presented.

The financial statements comply with and conform to the form of presentation prescribed by the PSASB.

### **2. Reporting entity**

The financial statements are for the Mombasa County Executive. The financial statements encompass the reporting entity as specified under section 164 of the PFM Act 2012.

### **3. Recognition of receipts and payments**

#### **a) Recognition of receipts**

The County Executive recognises all receipts from the various sources when the event occurs, and the related cash has actually been received by the Executive.

**SIGNIFICANT ACCOUNTING POLICIES (Continued)**

**i) Tax receipts**

Tax Receipts is recognized in the books of accounts when cash is received. Cash is considered as received when notification of tax remittance is received.

**ii) Transfers from the Exchequer**

Transfer from Exchequer is recognized in the books of accounts when cash is received. Cash is considered as received when payment instruction is issued to the bank and notified to the receiving Executive

**iii) External Assistance**

External assistance is received through grants and loans from multilateral and bilateral development partners.

**Donations and grants**

Grants and donations shall be recognized in the books of accounts when cash is received. Cash is considered as received when a payment advice is received by the Executive or by the beneficiary. In case of grant/donation in kind, such grants are recorded upon receipt of the grant item and upon determination of the value. The date of the transaction is the value date indicated on the payment advice.

**Proceeds from borrowing**

Borrowing includes Treasury bill, treasury bonds, corporate bonds; sovereign bonds and external loans acquired by the County Executive or any other debt the County Executive may take on will be treated on cash basis and recognized as receipts during the year of receipt.

## SIGNIFICANT ACCOUNTING POLICIES (Continued)

### Undrawn external assistance

These are loans and grants at reporting date as specified in a binding agreement and relate to funding for projects currently under development where conditions have been satisfied or their ongoing satisfaction is highly likely and the project is anticipated to continue to completion. During the year ended 30th June 2020, there were no instances of non-compliance with terms and conditions which have resulted in cancellation of external assistance loans. The amount of undrawn external assistance for the year is detailed in the notes to the financial statements.

### iv) County Own Generated Receipts

These include Appropriation-in-Aid and relates to receipts such as trade licences, cess, fees, property income among others generated by the County Government from its citizenry. These are recognised in the financial statements the time associated cash is received.

### v) Returns to CRF Issues

These relate to unspent balances in the development, recurrent and deposit accounts at the end of the year which are returned to the County Revenue Fund (CRF) and appropriated through a supplementary budget to enable the County to spend funds. These funds are recognised once appropriated through a supplementary budget process.

### b) Recognition of payments

The County Executive recognises all expenses when the event occurs and the related cash has actually been paid out.

**SIGNIFICANT ACCOUNTING POLICIES (Continued)**

**i) Compensation of employees**

Salaries and Wages, Allowances, Statutory Contribution for employees are recognized in the period when the compensation is paid.

**ii) Use of goods and services**

Goods and services are recognized as payments in the period when the goods/services are consumed and paid for. Such expenses, if not paid during the period where goods/services are consumed, shall be disclosed as pending bills.

**iii) Interest on borrowing**

Borrowing costs that include interest are recognized as payment in the period in which they incurred and paid for.

**iv) Repayment of borrowing (principal amount)**

The repayment of principal amount of borrowing is recognized as payment in the period in which the repayment is made. The stock of debt is disclosed as an annexure to the County consolidated financial statements.

**v) Acquisition of fixed assets**

The payment on acquisition of property plant and equipment items is not capitalized. The cost of acquisition and proceeds from disposal of these items are treated as payments and receipts items respectively. Where an asset is acquired in a non-exchange transaction for nil or nominal consideration and the fair value of the asset can be reliably established, a contra transaction is recorded as receipt and as a payment. A fixed asset register is maintained by each public entity and a summary provided for purposes of consolidation. This summary is disclosed as an annexure to the consolidated financial statements.

**SIGNIFICANT ACCOUNTING POLICIES (Continued)**

**4. In-kind contributions**

In-kind contributions are donations that are made to the County Executive in the form of actual goods and/or services rather than in money or cash terms. These donations may include vehicles, equipment or personnel services. Where the financial value received for in-kind contributions can be reliably determined, the County Executive includes such value in the statement of receipts and payments both as receipts and as an expense in equal and opposite amounts; otherwise, the contribution is not recorded.

**a) Third Party Payments**

This relates to payments done directly to supplier on behalf of the county Executive s such as; national government may fund the operation of health or education program, a donor may pay directly for construction of a given market etc. Details of payments by third parties on behalf of the county Executive is detailed in the notes to this financial statement.

**5. Cash and cash equivalents**

Cash and cash equivalents comprise cash on hand and cash at bank, short-term deposits on call and highly liquid investments with an original maturity of three months or less, which are readily convertible to known amounts of cash and are subject to insignificant risk of changes in value. Bank account balances include amounts held at the Central Bank of Kenya and at various commercial banks at the end of the financial year.

**a) Restriction on cash**

Restricted cash represents amounts that are limited /restricted from being used to settle a liability for at least twelve months after the reporting period. This cash is limited for direct use as required by stipulation. Amounts maintained in deposit bank accounts are restricted for use in refunding third party deposits. As at 30th June 2021, this amounted to KShs 91,409 compared to KShs 838,720 in prior period as indicated on note 23

**SIGNIFICANT ACCOUNTING POLICIES (Continued)**

**6. Accounts Receivable**

For the purposes of these financial statements, imprests and advances to authorised public officers and/or institutions which were not surrendered or accounted for at the end of the financial year is treated as receivables. This is in recognition of the government practice where the imprest payments are recognized as payments when fully accounted for by the imprest or AIE holders. This is an enhancement to the cash accounting policy. Other accounts receivables are disclosed in the financial statements.

**7. Accounts Payable**

For the purposes of these financial statements, deposits and retentions held on behalf of third parties have been recognized as accounts payables. This is in recognition of the government practice of retaining a portion of contracted services and works pending fulfilment of obligations by the contractor and to hold deposits on behalf of third parties. This is an enhancement to the cash accounting policy adopted and prescribed by the Public Sector Accounting Standards Board. Other liabilities including pending bills are disclosed in the financial statements.

**8. Non-current assets**

Non-current assets are expensed at the time of acquisition while disposal proceeds are recognized as receipts at the time of disposal. However, the acquisitions and disposals are reflected in the County Executive's fixed asset register a summary of which is provided as a memorandum to these financial statements.

**9. Pending bills**

Pending bills consist of unpaid liabilities at the end of the financial year arising from contracted goods or services during the year or in past years. As pending bills do not involve the payment of cash in the reporting period, they are recorded as 'memorandum' or 'off-balance' items to provide a sense of the overall net cash position of the County Executive at the end of the year.

**SIGNIFICANT ACCOUNTING POLICIES (Continued)**

Pending bills form a first charge to the subsequent year budget and when they are finally settled, such payments are included in the statement of receipts and payments in the year in which the payments are made.

**10. Contingent Liabilities**

Section 185 (2) (i) of the PFM Act requires the County Government to report on the payments made, or losses incurred, by the county government to meet contingent liabilities as a result of loans during the financial year, including payments made in respect of loan write-offs or waiver of interest on loans

A contingent liability is:

- a) A possible obligation that arises from past events and whose existence will be confirmed only by the occurrence or non-occurrence of one or more uncertain future events not wholly within the control of the entity; or
- b) A present obligation that arises from past events but is not recognised because:
  - i) It is not probable that an outflow of resources embodying economic benefits or service potential will be required to settle the obligation; or
  - ii) The amount of the obligation cannot be measured with sufficient reliability.

Some of contingent liabilities may arise from: litigation in progress, guarantees, indemnities. Letters of comfort/ support, insurance, Public Private Partnerships. The County Executive does not recognize a contingent liability but discloses details of any contingencies in the notes to the financial statements unless the possibility of an outflow of resources embodying economic benefits or service potential is remote. of this financial statement is a register of the contingent liabilities in the year.

**SIGNIFICANT ACCOUNTING POLICIES (Continued)**

**11. Contingent Assets**

The County Executive does not recognize a contingent asset but discloses details of a possible asset whose existence is contingent on the occurrence or non-occurrence of one or more uncertain future events not wholly within the control of the County Executive in the notes to the financial statements. Contingent assets are assessed continually to ensure that developments are appropriately reflected in the financial statements. If it has become virtually certain that an inflow of economic benefits or service potential will arise and the asset's value can be measured reliably, the asset and the related revenue are recognized in the financial statements of the period in which the change occurs.

**12. Budget**

The budget is developed on the same accounting basis (cash basis), the same accounts classification basis, and for the same period as the financial statements. The County Government of Mombasa's budget was approved as required by Law and as detailed in the County Revenue Allocation Act. The original budget was approved by the County Assembly on 30 April 2020 for the period 1st July 2020 to 30 June 2021 as required by law. There were 4 number of supplementary budgets passed in the year. A high-level assessment of the County Government of Mombasa's actual performance against the comparable budget for the financial year under review has been included in an annex to these financial statements.

**13. Comparative figures**

Where necessary comparative figures for the previous financial year have been amended or reconfigured to conform to the required changes in presentation.

**14. Subsequent events**



**COUNTY EXECUTIVE OF MOMBASA**  
**Annual Report and Financial Statements**  
**For the year ended June 30, 2021.**

---

Events subsequent to submission of the financial year end financial statements to the National Treasury and other stakeholders with a significant impact on the financial statements may be adjusted with the concurrence of National Treasury.

**SIGNIFICANT ACCOUNTING POLICIES (Continued)**

**15. Errors**

Material prior period errors shall be corrected retrospectively in the first set of financial statements authorized for issue after their discovery by: i. restating the comparative amounts for prior period(s) presented in which the error occurred; or ii. If the error occurred before the earliest prior period presented, restating the opening balances of assets, liabilities and net assets/equity for the earliest prior period presented.

**16. Related party transactions**

Related party transactions involve cash and in-kind transactions with the National Government, National Government entities and County Government entities. Specific information with regards to related party transactions is included in the disclosure notes.

**COUNTY EXECUTIVE OF MOMBASA**  
**Annual Report and Financial Statements**  
**For the year ended June 30, 2021.**

**7.9. NOTES TO THE FINANCIAL STATEMENTS**

**1. EXCHEQUER RELEASES**

	2020-2021	2019-2020
	KShs	KShs
Total Exchequer Releases for quarter 1	-	1,228,083,300.00
Total Exchequer Releases for quarter 2	2,329,123,500.00	1,456,900,594.00
Total Exchequer Releases for quarter 3	1,943,169,582.00	2,934,166,887.00
Total Exchequer Releases for quarter 4	3,174,096,227.00	2,363,798,919.00
<b>Total</b>	<b>7,446,389,309.00</b>	<b>7,982,949,700.00</b>

*The above comprises transfers from the Exchequer comprising of equitable share and Level 5 Hospitals.*

**1A. Equitable Share**

Description	2020-2021	2019-2020
	KShs	KShs
Total Equitable Share for quarter 1	-	1,228,083,300.00
Total Equitable Share for quarter 2	2,329,123,500.00	1,270,431,000.00
Total Equitable Share for quarter 3	1,764,487,500.00	2,576,151,750.00
Total Equitable Share for quarter 4	2,964,339,000.00	1,983,283,950.00
<b>Total</b>	<b>7,057,950,000.00</b>	<b>7,057,950,000.00</b>

**1B: Level 5 Hospitals Allocation**

Description	2020-2021	2019-2020
	KShs	KShs
Transfers for level 5 hospitals	388,439,309.00	388,439,308.00
<b>Total</b>	<b>388,439,309.00</b>	<b>388,439,308.00</b>

COUNTY EXECUTIVE OF MOMBASA  
Annual Report and Financial Statements  
For the year ended June 30, 2021.

NOTES TO THE FINANCIAL STATEMENTS (CONTINUED)

2. PROCEEDS FROM DOMESTIC AND FOREIGN GRANTS

Description	2020 - 2021	2019 - 2020
	KShs	KShs
Proceeds from Domestic and foreign grants received through exchequer		
DANIDA - Universal Healthcare in Devolved Units Programme	20,070,000.00	24,562,500.00
World Bank – THUSCP	51,996,242.75	33,184,037.75
National Agricultural & Rural Inclusive Growth Project (NARIGP)		
Kenya Devolution Support Programme	45,000,000.00	30,000,000.00
Youth Polytechnic support grant	18,484,894.00	25,473,298.00
Abolishment of user fees in health centres and dispensaries	23,385,934.00	23,385,934.00
Kenya Urban Support Programme		-
Agriculture Sector Development Support Project (ASDSP)	10,250,771.00	16,062,469.00
Kenya Climate Smart Agriculture Project (KCSAP)		
IDA(WB)- Water and Sanitation Development Project (WSDP)	447,137,612.00	247,584,920.00
<b>Sub total</b>	<b>616,325,453.75</b>	<b>400,253,158.75</b>
<b>Proceeds from domestic and foreign grants received directly by the county</b>		
Covid-19 Donations	500,000,000.00	177,843,000.00
Others	-	-
<b>Sub total</b>	<b>500,000,000.00</b>	<b>177,843,000.00</b>
<b>Grand Total</b>	<b>1,116,325,453.75</b>	<b>578,096,158.75</b>

*Note: These are grants received through Exchequer*

COUNTY EXECUTIVE OF MOMBASA  
Annual Report and Financial Statements  
For the year ended June 30, 2021.

NOTES TO THE FINANCIAL STATEMENTS (CONTINUED)

3. TRANSFERS FROM OTHER GOVERNMENT ENTITIES

Description	2020-2021	2019-2020
	KShs	KShs
<b>Transfers from Central Government entities</b>		
Road maintenance levy fund	110,840,871	200,344,594
Covid-19 Fund		
(insert name of budget agency)		
(insert name of budget agency)		
<b>Transfers from Counties</b>		
(insert name of budget agency)		
(insert name of budget agency)		
<b>TOTAL</b>	<b>110,840,871</b>	<b>200,344,594</b>

4. PROCEEDS FROM DOMESTIC BORROWINGS

	2020-2021	2019-2020
	KShs	KShs
Borrowing within General Government		
Borrowing from Monetary Authorities (Central Bank)		
Other Domestic Depository Corporations (Commercial Banks)		
Borrowing from Other Domestic Financial Institutions		
Borrowing from Other Domestic Creditors		
Domestic Currency and Domestic Deposits		
<b>Total</b>		

*(Give a brief description of the nature and sources of borrowings including any assets pledged as security)*

**COUNTY EXECUTIVE OF MOMBASA**  
**Annual Report and Financial Statements**  
**For the year ended June 30, 2021.**

**NOTES TO THE FINANCIAL STATEMENTS (CONTINUED)**

**5. PROCEEDS FROM FOREIGN BORROWINGS**

	2020-2021	2019-2020
	KShs	KShs
Foreign Borrowing – Drawdowns Through Exchequer		
Foreign Borrowing - Direct Payments		
Foreign Currency and Foreign Deposits		
<b>Total</b>		

*(Give a brief explanation relating to sources of funds, interest charged and terms of repayment. Provide a brief explanation and explain significant change from prior period)*

**6. PROCEEDS FROM SALE OF ASSETS**

	2020-2021	2019-2020
	KShs	KShs
Receipts from the Sale of Buildings		
Receipts from Sale of Vehicles and Transport Equipment		
Receipts from Sale of Plant Machinery and Equipment		
Receipts from Sale of Certified Seeds and Breeding Stock		
Receipts from Sale of Strategic Reserves Stocks		
Receipts from Sale of Inventories, Stocks and Commodities		
Disposal and Sales of Non-Produced Assets		
<b>Total</b>		

*(Provide a brief explanation and explain significant change from prior period)*

**7. REIMBURSEMENTS AND REFUNDS**

	2020-2021	2019-2020
	KShs	KShs
Refund from World Food Programme (WFP)		
Reimbursement of Audit Fees		
Reimbursement on Messing Charges (UNICEF)		
Reimbursement from World Bank – ECD		
Reimbursement from Individuals & Private organizations		
Reimbursement from Local Government Authorities		
Reimbursement from Statutory Organizations		
Reimbursement within Central Government		
Reimbursement Using Bonds		
<b>Total</b>		

**COUNTY EXECUTIVE OF MOMBASA**  
**Annual Report and Financial Statements**  
**For the year ended June 30, 2021.**

**NOTES TO THE FINANCIAL STATEMENTS (CONTINUED)**

**8. RETURNS OF EQUITY HOLDINGS**

	2020-2021	2019-2020
	KShs	KShs
Returns of Equity Holdings in Domestic Organisations		
Returns of Equity Holdings in International Organisations		
<b>Total</b>		

**9. COUNTY OWN GENERATED RECEIPTS**

	Cumulative amount	Comparative Amount
	Kshs	FY2019/2020
	Kshs	Kshs
<b>RECEIPTS</b>	0	
Other Property Income-Rates	868,647,723	505,275,833
Receipts from Administrative Fees and Charges	702,449,704	730,201,934
Business Permits / Cesses	515,483,336	427,574,720
Plot Rents	6,538,587	5,320,693
Market/Trade Centre fees	33,855,491	49,197,349
Vehicle Parking Fees	436,072,057	493,169,133
Housing	40,832,765	59,957,478
Other Education Related Fees	31,264,376	960,000
Environment and Conservancy Administration	90,059,636	99,851,297
Other Health and Sanitation Revenues	587,108,018	752,938,350
Fines Penalties and Forfeitures	2,220,485	15,482,658
<b>TOTAL</b>	<b>3,314,532,178</b>	<b>3,139,929,445</b>

(Revenue increased by 6% compared to FY 2019/2020 as the base year)

**10. RETURNED CRF ISSUES**

	2020 - 2021	2019 - 2020
	KShs	KShs
County Assembly of Mombasa	117,978.50	46,057
Mombasa County Recurrent	48,669.10	2,146,889.35
Mombasa County Health Conditional Grant		48,757
Mombasa County Development	18,801.00	217,575.45
Mombasa County City Polytechnic	16,649.00	285,181
Mombasa County Road Maintenance Levy	1,340,241.20	6,971,732.50
Disaster Preparedness & emergency	33,067,754.65	
<b>TOTAL</b>	<b>34,610,093</b>	<b>9,716,192</b>

COUNTY EXECUTIVE OF MOMBASA  
Annual Report and Financial Statements  
For the year ended June 30, 2021.

NOTES TO THE FINANCIAL STATEMENTS (CONTINUED)

11. COMPENSATION OF EMPLOYEES

	2020 - 2021	2019 - 2020
	KShs	KShs
Basic salaries of permanent employees	2,928,030,583	3,146,693,885
Basic wages of temporary employees	26,937,614	33,730,968
Personal allowances paid as part of salary	1,406,403,437	1,686,774,808
Personal allowances paid as reimbursements	0	0
Personal allowances provided in kind	0	0
Pension and other social security contributions	104,060,772	149,880,708
Compulsory national social security schemes	0	0
Compulsory national health insurance schemes	0	0
Social benefit schemes outside government	0	0
Other personnel payments	0	0
<b>Total</b>	<b>4,465,432,406</b>	<b>5,017,080,368</b>

*(Give brief explanation including the comparative number of employees. Explain what other personnel costs relate to, explain significant change from prior period)*

12. USE OF GOODS AND SERVICES

	2020 - 2021	2019 - 2020
	KShs	KShs
Utilities, supplies and services	166,916,859	136,374,797
Communication, supplies and services	6,032,801	13,044,171
Domestic travel and subsistence	110,340,484	151,167,665
Foreign travel and subsistence	11,842,488	88,486,745
Printing, advertising and information supplies & services	243,503,716	192,865,224
Rentals of produced assets	146,739,240	113,713,539
Training expenses	15,298,276	24,268,580
Hospitality supplies and services	384,589,684	486,884,378
Insurance costs	16,209,535	6,251,907
Specialized materials and services	124,842,432	48,106,007
Fuel Oil and Lubricants	78,530,458	38,849,266
Other operating expenses	406,276,009	243,196,109
Office and general supplies and services	51,859,473	55,444,526
Routine maintenance – vehicles and other transport equipment	7,484,361	713,919
Routine maintenance – other assets	35,624,066	16,443,099
		0
<b>Total</b>	<b>1,806,089,880</b>	<b>1,615,809,932</b>

COUNTY EXECUTIVE OF MOMBASA  
Annual Report and Financial Statements  
For the year ended June 30, 2021.

NOTES TO THE FINANCIAL STATEMENTS (CONTINUED)

13. SUBSIDIES

Description	2021 - 2020	2019- 2020
	KShs	KShs
<b>Subsidies to Public Corporations</b>		
<i>Kisauni Youth Polytechnic</i>		11,250,000
<i>Mtongwe Youth Polytechnic</i>		3,735,000.00
<i>Maunguja Youth Polytechnic Project</i>		10,471,649
<i>Various</i>		
<b>Subsidies to Private Enterprises</b>		
<i>See list attached</i>		
Vijana Fisheries Ltd		
<b>TOTAL</b>		<b>25,456,649</b>

*(Give explanation of the nature of subsidies and the kind of services that have been subsidised, explain significant change from prior period)*

14. TRANSFER TO OTHER GOVERNMENT ENTITIES

Description	2020 - 2021	2019 - 2020
	KShs	KShs
<b>Transfers to County Government entities</b>		
Mombasa County Assembly	660,326,431	660,885,783
<b>TOTAL</b>	<b>660,326,431</b>	<b>660,885,783</b>



**COUNTY EXECUTIVE OF MOMBASA**  
**Annual Report and Financial Statements**  
**For the year ended June 30, 2021.**

**NOTES TO THE FINANCIAL STATEMENTS (Continued)**

**15. OTHER GRANTS AND PAYMENTS**

	<b>2020 - 2021</b>	<b>2019 - 2020</b>
	<b>KShs</b>	<b>KShs</b>
Scholarships and other educational benefits	152,935,100	100,000,000
Emergency relief and refugee assistance	80,349,341	199,948,349
Subsidies to small businesses, cooperatives, and self employed	27,004,276	0
Other current transfers, grants(level 5 Hospital Grant)	238,705,412	321,781,208
Other capital grants and transfers(Other Hospital)	36,468,137	11,988,012
	0	0
<b>Total</b>	<b>535,462,265</b>	<b>633,717,569</b>

**16. SOCIAL SECURITY BENEFITS**

	<b>2020 - 2021</b>	<b>2019 - 2020</b>
	<b>KShs</b>	<b>KShs</b>
Government pension and retirement benefits		
Social security benefits		
Employer Social Benefits		
<b>Total</b>		

*(Explain where the benefits are remitted and who the beneficiaries are, explain significant change from prior period)*

COUNTY EXECUTIVE OF MOMBASA  
Annual Report and Financial Statements  
For the year ended June 30, 2021.

NOTES TO THE FINANCIAL STATEMENTS (Continued)

17. ACQUISITION OF ASSETS

	2020 - 2021	2019 - 2020
<b>Non Financial Assets</b>	<b>KShs</b>	<b>KShs</b>
Purchase of Buildings	0	5,334,486
Construction of Buildings	74,808,052	73,277,939
Refurbishment of Buildings	76,527,661	74,659,490
Construction of Roads	404,847,956	521,070,934
Construction and Civil Works	541,522,785	766,438,883
Overhaul and Refurbishment of Construction and Civil Works	290,244,491	14,012,921
Purchase of Vehicles and Other Transport Equipment	16,872,000	17,128,396
Overhaul of Vehicles and Other Transport Equipment	17,159,872	0
Purchase of Household Furniture and Institutional Equipment	0	0
Purchase of Office Furniture and General Equipment	74,077,269	60,839,715
Purchase of ICT Equipment, Software and Other ICT Assets	0	0
Purchase of Specialised Plant, Equipment and Machinery	118,646,931	26,424,513
Rehabilitation and Renovation of Plant, Machinery and Equip.	0	59,334,359
Purchase of Certified Seeds, Breeding Stock and Live Animals	0	8,041,105
Research, Studies, Project Preparation, Design & Supervision	260,808,167	81,550,795
Rehabilitation of Civil Works	218,916,458	19,662,155
Acquisition of Strategic Stocks and commodities	0	0
Acquisition of Land	0	0
Acquisition of Intangible Assets	0	0
Aerodromes and Airstrips	18,611,907	0
<b>Financial Assets</b>	0	0
Domestic Public Non-Financial Enterprises	0	0
Domestic Public Financial Institutions	0	0
Foreign financial Institutions operating Abroad	0	0
Other Foreign Enterprises	0	0
Foreign Payables - From Previous Years	0	0
	0	0
<b>Total</b>	<b>2,113,043,547</b>	<b>1,727,775,691</b>

**COUNTY EXECUTIVE OF MOMBASA**  
**Annual Report and Financial Statements**  
**For the year ended June 30, 2021.**

**NOTES TO THE FINANCIAL STATEMENTS (continued)**

**18. FINANCE COSTS, INCLUDING LOAN INTEREST**

	2020 - 2021	2019 - 2020
	KShs	KShs
Bank Charges		
Interest Payments on Foreign Borrowings		
Interest Payments on Guaranteed Debt Taken over by Govt		
Interest on Domestic Borrowings (Non-Govt)		
Interest on Borrowings from Other Government Units		
<b>Total</b>		

*(Explain significant change from prior period)*

**19. REPAYMENT OF PRINCIPAL ON DOMESTIC LENDING AND ON-LENDING**

	2020 - 2021	2019 - 2020
	KShs	KShs
Repayments on Borrowings from Domestic		
Principal Repayments on Guaranteed Debt Taken over by Government		
Repayments on Borrowings from Other Domestic Creditors		
Repayment of Principal from Foreign Lending & On – Lending		
<b>Total</b>		

*(Explain significant change from prior period)*

**20. OTHER PAYMENTS**

	2020 - 2021	2019 - 2020
	KShs	KShs
Budget Reserves	0	0
Civil Contingency Reserves	0	0
Capital Transfers to Non-Financial Public Enterprises	0	0
Capital Transfer to Public Financial Institutions and Enterprises	0	68,566,556
Capital Transfer to Private Non-Financial Enterprises	0	0
Other expenses(Creditors Budget)	1,055,722,389	592,268,805
Alcoholic Drinks Control Fund	0	0
Cash Bail deposit Refunds	0	0
Coast General Expenditure	601,078,296	942,097,957
Free Maternity Expenses	0	0
		0
<b>Total</b>	<b>1,656,800,685</b>	<b>1,602,933,318</b>

**COUNTY EXECUTIVE OF MOMBASA**  
**Annual Report and Financial Statements**  
**For the year ended June 30, 2021.**

**NOTES TO THE FINANCIAL STATEMENTS (Continued)**

**21. CASH AND BANK BALANCES**

**21A. BANK BALANCES**

Name of Bank	TYPE	Account No.	FY 2020 - 2021	Comparative Amount FY2019/2020
			Kshs	Kshs
<b>Development</b>				
Central Bank	<i>Mombasa County Development</i>	1000170662	22,902.20	18,801
Central Bank	<i>Mombasa County Deposit</i>	1000262745	91,408.75	838,720
Central Bank	<i>Mombasa County Road Maintenance Levy</i>	1000331135	20,339.95	1,340,241
<b>Recurrent/Revenue Fund/revenue Collection</b>				
Central Bank	<i>Mombasa County Recurrent</i>	1000170689	103.30	48,669
Central Bank	<i>Mombasa County Revenue Fund</i>	1000171235	225,456,113.60	138,861,319
Central Bank	<i>Mombasa County Health Conditional Grant</i>	1000331143	0.00	0
Central Bank	<i>Mombasa County ASDSP II Account</i>	1000367927	173,314.00	0
Central Bank	<i>Mombasa County City Polytechnic</i>	1000368918	2.00	16,649
Central Bank	<i>KSDP</i>	1000375377	14,114,134.80	0
Central Bank	<i>Mombasa County Water and sanitation</i>	1000437715		0
Central Bank	<i>Disaster Preparedness &amp; emagency</i>	1000448188	0.00	33,067,755
Central Bank	<i>COVID 19 SUPPORT</i>	1000471077	7,726,742.20	0
Central Bank	<i>Mombasa County Universal Health</i>	1000437723	9,852,272.50	0
Co-operative Bank	<i>Revenue Collection Account</i>	0114445300000	(559.99)	(4)
Co-operative Bank	<i>Imprest</i>	01141445300004	999,953.00	997,178
Co-operative Bank	<i>Latf</i>	01141445300001	0.00	0
Co-operative Bank	<i>salary Suspense</i>		0.00	0
Eco Bank	<i>Cost Sharing</i>	020135007877901	0.00	0
Equity Bank	<i>Mock</i>	0460299587862	0.00	0
Equity Bank	<i>Business CA</i>	0460298202965	0.00	0
Equity Bank	<i>Parking fees Collection</i>	1560276850479	10,693,165.00	402
Kenya Commercial Bank	<i>Msa Collection Acc2</i>	1169397492	1,000.85	3,235,101
Kenya Commercial Bank	<i>Msa Collection Acc1</i>	1141672367	0.00	1,001
Kenya Commercial Bank	<i>Msa Deposit</i>	1162415967	5,549,162.05	5,354,927
Kenya Commercial Bank	<i>Main Revenue Ac</i>	1180783522	1,813,290.00	207,769
Kenya Commercial Bank	<i>Salary Account</i>	1171290918	1.00	0
National Bank	<i>Amanah Institutional Ca</i>	01050089324300	233,152,349.24	29,235,829
National Bank	<i>Imprest</i>	01052110306900	43,100,538.80	4,093,593
National Bank	<i>Coast Province General Hospital (FIF)</i>	01001089054900	222,743,085.76	158,909,035
National Bank	<i>Free Maternity</i>	01001090827600	2,183,871.20	22,990,993
Equity Bank	<i>COVID 19 fund acc</i>	1560280107223	423,392,044.90	
Standard Bank	<i>Lasdap</i>	0106097647100	1,064,900.00	1,064,900
			<b>1,202,150,135.11</b>	<b>400,282,877</b>

**COUNTY EXECUTIVE OF MOMBASA**  
**Annual Report and Financial Statements**  
**For the year ended June 30, 2021.**

---

*Note: Amount should be as per amount in the cash book and bank reconciliation statements prepared for each account held.*

*These balances do not include bank balances for self-reporting entities and revenue collection accounts as at reporting date.*

**21B. CASH IN HAND**

	<b>2020 - 2021</b>	<b>2019 - 2020</b>
	<b>KShs</b>	<b>KShs</b>
Cash in Hand – Held in domestic currency	0	580,000
Cash in Hand – Held in foreign currency	0	
<b>Total</b>	<b>0</b>	<b>580,000</b>

COUNTY EXECUTIVE OF MOMBASA  
Annual Report and Financial Statements  
For the year ended June 30, 2021.

NOTES TO THE FINANCIAL STATEMENTS (Continued)

Cash in hand should also be analysed as follows:

	2020 - 2021	2019 - 2020
	Kshs	Kshs
Banking Hall-County Assembly Building.		580,000
<b>Total</b>		<b>580,000</b>

22. ACCOUNTS RECEIVABLE

<i>Description</i>	2020 - 2021	2019 - 2020
	KShs	KShs
Government Imprests	35,731,802	52,223,680
Salary Advance		
Clearance accounts		
<b>Total</b>	<b>35,731,802</b>	<b>52,223,680</b>

<i>Breakdown of imprest and salary advance per department</i>	2020 - 2021	2019 - 2020
<i>Imprest</i>	KShs	KShs
Department xx		
Department xx		
Department xx		
<b>Sub-Total</b>		
<b>Salary advance</b>		
Department xx		
Department xx		
<b>Sub-Total</b>		
<b>Grand Total</b>		

\*See Annex XXXX for a detailed analysis of the outstanding imprests and salary advance.

COUNTY EXECUTIVE OF MOMBASA  
Annual Report and Financial Statements  
For the year ended June 30, 2021.

NOTES TO THE FINANCIAL STATEMENTS (CONTINUED)

23. ACCOUNTS PAYABLE

	2020 - 2021	2019 - 2020
	KShs	KShs
Deposits	50,649,409	838,720
Retention monies		50,558,000
<b>Total</b>	<b>50,649,409</b>	<b>51,396,720</b>

24. FUND BALANCE BROUGHT FORWARD

	2020 - 2021	2019 - 2020
	KShs	KShs
Bank accounts	1,202,150,135	400,282,877
Cash in hand		580,000
Accounts Receivables	35,731,802	52,223,680
Accounts Payables	(50,649,409)	(51,396,720)
<b>Total</b>	<b>1,187,232,528</b>	<b>401,689,838</b>

25. PRIOR YEAR ADJUSTMENTS

	2020 - 2021	2019 - 2020
	Kshs	Kshs
Imprests	0	160,988,083
Chase Bank	0	
KCB Salary Control	0	93,207
KCB Alcoholic	0	0
Eco Bank Cost Sharing	0	483,178
Equity Bank-Mock	0	624,345
Equity Bank-Bussiness CA	0	(3,696)
	<b>0</b>	<b>162,185,117</b>

**COUNTY EXECUTIVE OF MOMBASA**  
**Annual Report and Financial Statements**  
**For the year ended June 30, 2021.**

**NOTES TO THE FINANCIAL STATEMENTS (Continued)**

**26. INCREASE/ (DECREASE) IN ACCOUNT RECEIVABLES**

Description of the error	2020-2021	2019-2020
	KShs	KShs
Outstanding Imprest as at 1 <sup>st</sup> July 2019 (A)	52,223,680	118,359,345
Imprest issued during the year (B)	244,763,946	265,872,041.50
Imprest surrendered during the Year (C)	(261,255,824)	(332,007,707)
Net changes in account receivables D= A+B-C	<b>35,731,802</b>	<b>52,223,680</b>

**27. INCREASE/ (DECREASE) IN ACCOUNTS PAYABLES**

Description of the error	2020-2021	2019-2020
	KShs	KShs
Deposit and Retentions as at 1 <sup>st</sup> July 2019 (A)	838,719.55	1,858,989
Deposit and Retentions held during the year (B)	36,179,868.10	123,192,842.30
Deposit and Retentions paid during the Year (C)	(13,630,821.10)	124,213,111.75
Net changes in account receivables D= A+B-C	<b>50,649,408.75</b>	<b>838,719.55</b>



**COUNTY EXECUTIVE OF MOMBASA**  
**Annual Report and Financial Statements**  
**For the year ended June 30, 2021.**

**7.10. OTHER IMPORTANT DISCLOSURES**

**1. Pending Accounts Payable (See Annex 2)**

	Balance b/f FY 2019/2020	Additions for the period	Paid during the year	Balance c/f FY 2020/2021
Description	Kshs	Kshs	Kshs	Kshs
Construction of buildings	689,970,529.98	370,727,873.00	69,636,807.50	991,061,595.48
Construction of civil works	75,421,788.00	735,971,872.15	1,696,820.00	809,696,840.15
Supply of goods	118,778,760.38	483,819,352.85	5,042,869.00	597,555,244.23
Supply of services	408,558,847.10	527,662,506.70	77,339,811.00	858,881,542.80
<b>Total</b>	<b>1,292,729,925.46</b>	<b>2,118,181,604.70</b>	<b>153,716,307.50</b>	<b>3,257,195,222.66</b>

**2. Pending Staff Payables (See Annex 3)**

	Balance b/f FY 2019/2020	Additions for the period	Paid during the year	Balance c/f FY 2020/2021
Description	Kshs	Kshs	Kshs	Kshs
Senior management				
Middle management				
Unionisable employees				
Others	1,014,367,238.90	829,097,680.60	336,029,141.30	1,507,435,778.20
<b>Total</b>	<b>1,014,367,238.90</b>	<b>829,097,680.60</b>	<b>336,029,141.30</b>	<b>1,507,435,778.20</b>

COUNTY EXECUTIVE OF MOMBASA  
Annual Report and Financial Statements ~  
For the year ended June 30, 2021.

OTHER IMPORTANT DISCLOSURES (Continued)

3. Other Pending Payables (See Annex 4)

	Balance b/f FY 2019/2020	Additions for the period	Paid during the year	Balance c/f FY 2020/2021
Description	Kshs	Kshs	Kshs	Kshs
Amounts due to National Government entities				
Amounts due to County Government entities				
TAXES	363,756,891.00	438,444,812.85	130,426,913.00	671,774,790.85
<b>Total</b>	<b>363,756,891.00</b>	<b>438,444,812.85</b>	<b>130,426,913.00</b>	<b>671,774,790.85</b>

*(Provide explanations for the prior year adjustments made, their nature and effect on the fund balance of the County)*

4. External Assistance

	FY 2020/2021	FY 2019/2020
Description	Kshs	Kshs
External assistance received in cash		
External assistance received as loans and grants		
External assistance received in kind- as payment by third parties		
<b>Total</b>		

COUNTY EXECUTIVE OF MOMBASA  
Annual Report and Financial Statements  
For the year ended June 30, 2021.

OTHER IMPORTANT DISCLOSURES (Continued)

a) External assistance relating to loans and grants

	FY 2020/2021	FY 2019/2020
Description	Kshs	Kshs
External assistance received as loans		
External assistance received as grants		
<b>Total</b>		

b) Undrawn external assistance

	Purpose for which the undrawn external assistance may be used	FY 2020/2021	FY 2019/2020
Description		Kshs	Kshs
Undrawn external assistance - loans			
Undrawn external assistance - grants			
<b>Total</b>			

c). Classes of providers of external assistance

	FY 2020/2021	FY 2019/2020
Description	Kshs	Kshs
Multilateral donors		
Bilateral donors		
International assistance organization		
NGOs		
National Assistance Organization		
<b>Total</b>		

*(Provide details for external assistance e, g. Economic development or welfare objective, Emergency relief, Trading activities etc.)*

COUNTY EXECUTIVE OF MOMBASA  
Annual Report and Financial Statements  
For the year ended June 30, 2021.

OTHER IMPORTANT DISCLOSURES (Continued)

d. Non-monetary external assistance

	FY 2020/2021	FY 2019/2020
Description	Kshs	Kshs
Goods		
Services		
<b>Total</b>		

*This may occur when goods such as vehicles, computers, medical equipment, food aid etc are contributed to a county by donors, NGO etc.*

*N/B: Disclose the basis on which the value of goods and services were determined ( This may be by : depreciated historical cost of physical assets, price attached on the goods, an assessment of value by the management of transferor, recipient on Third Party, Fair value measurement.*

e. Purpose and use of external assistance.

PAYMENTS MADE BY THIRD PARTIES	FY 2020/2021	FY 2019/2020
Compensation of Employees		
Use of goods and services		
Subsidies		
Transfers to Other Government Units		
Other grants and transfers		
Social Security Benefits		
Acquisition of Assets		
Finance Costs, including Loan Interest		
Repayment of principal on Domestic and Foreign borrowing		
Other Payments		
<b>TOTAL</b>		

*N/B The above sub-classification will be adopted based on the purpose of the external assistance and how the external assistance was used.*

**COUNTY EXECUTIVE OF MOMBASA**  
**Annual Report and Financial Statements**  
**For the year ended June 30, 2021.**

**OTHER IMPORTANT DISCLOSURES (Continued)**

**f. External Assistance paid by Third Parties on behalf of the County Executive by Source**

*This relates to external assistance paid directly by third parties to settle obligations on behalf of the County Executive.*

	<b>FY 2020/2021</b>	<b>FY 2019/2020</b>
<b>Description</b>	<b>Kshs</b>	<b>Kshs</b>
National government		
Multilateral donors		
Bilateral donors		
International assistance organization		
NGOs		
National Assistance Organization		
<b>Total</b>		

**5. Payments by Third Party on Behalf of the County Executive**

This relates to payments done directly to supplier on behalf of the county Executive such as national government may fund the operation of health or education program, a donor may pay directly for construction of a given market etc.

**5.1 Classification by Source**

	<b>FY 2020/2021</b>	<b>FY 2019/2020</b>
<b>Description</b>	<b>Kshs</b>	<b>Kshs</b>
National government		
Multilateral donors		
Bilateral donors		
International assistance organization		
NGOs		
National Assistance Organization		
<b>Total</b>		

**COUNTY EXECUTIVE OF MOMBASA**  
**Annual Report and Financial Statements**  
**For the year ended June 30, 2021.**

---

**OTHER IMPORTANT DISCLOSURES (Continued)**

**5.2 Classification of payments made by Third Parties by Nature of expenses**

<b>PAYMENTS MADE BY THIRD PARTIES</b>	<b>FY 2020/2021</b>	<b>FY 2019/2020</b>
Compensation of Employees		
Use of goods and services		
Subsidies		
Transfers to Other Government Units		
Other grants and transfers		
Social Security Benefits		
Acquisition of Assets		
Finance Costs, including Loan Interest		
Repayment of principal on Domestic and Foreign borrowing		
Other Payments		
<b>TOTAL</b>		

*N/B The above subclassification will be adopted based on the appropriate county's operations*

**6. Related Party Disclosures**

Related party disclosure is encouraged under non-mandatory section of the Cash Basis IPSAS.

The following comprise of related parties to the County Executive:

- i) Key management personnel that include the Governor, the Deputy Governor Members of the County Assembly, CECs and Chief Officers for various County Ministries and Departments.
- ii) County Ministries and Departments.
- iii) The National Government.
- iv) Other County Governments Entities and
- v) State Corporations and Semi-Autonomous Government Agencies.

COUNTY EXECUTIVE OF MOMBASA  
Annual Report and Financial Statements  
For the year ended June 30, 2021.

OTHER IMPORTANT DISCLOSURES (Continued)

Related party transactions

	2020- 2021	2020- 2021
	Kshs	Kshs
Key Management Compensation (Governors, CEC Members and COs)		
<b><u>Transfers to related parties</u></b>		
Transfer to the County Assembly	660,326,431	660,885,783
Transfers to other County Government Entities	535,462,265	299,948,349
Transfers to Development Projects	0	0
Transfers to non-reporting entities e.g schools and welfare	0	0
Transfers to County Water Service Providers	0	0
Expenses paid on behalf of County Water Service Providers	0	0
<b>Total Transfers to related parties</b>	<b>1,195,788,696</b>	<b>960,834,132</b>
<b><u>Transfers from related parties</u></b>		
Transfers from the Exchequer	7,446,389,309	7,982,949,700
Transfers from MDAs	1,116,325,454	41,535,767
Transfers from SCs and SAGAs- National Government	110,840,871	200,344,594
(Insert any other transfers received)		0
<b>Total Transfers from related parties</b>	<b>8,673,555,634</b>	<b>8,224,830,060</b>

7. Establishment of other County Government Entities

The PFM Act, 2012 section 182 enables the County Government to establish and dissolve County Corporations/ entities. For purposes of follow up on financial reporting, audit and disclosure, outlined below is a list of entities established by the County Government since inception.

**COUNTY EXECUTIVE OF MOMBASA**  
**Annual Report and Financial Statements**  
**For the year ended June 30, 2021.**

**OTHER IMPORTANT DISCLOSURES (Continued)**

<b>County Government of Mombasa</b>	<b>Date Established/Date taken over</b>	<b>Location</b>	<b>Accounting Officer responsible</b>
Elimu Fund	2014	Bima House	John Musuva
Liquor Control Fund	2015	Betting and control House.	Veronica Wawira
Mombasa Water and Sewerage Company		Nkrumah Road	Managing Director
Disaster Management Fund		Betting and control House.	
Revolving Fund	2016	Betting and control House.	Joseph Kamau

**8. Disclosure of Balances in Revenue Collection Accounts**

County Government Own source revenue is recognized in the financial statements when it has been swiped to CRF. Revenue collection account balances need to be disclosed at the end of the reporting period as below. Revenue collection accounts should be swept to CRF on reporting dates.

<b>Name of Bank, Account No. &amp; currency</b>	<b>Amount in bank account currency*</b>	<b>Ex. rate (if in foreign currency)</b>	<b>2020 - 2021</b>	<b>2019 - 2020</b>
			<b>KShs</b>	<b>KShs</b>
<i>Name of Bank, Account No. &amp; currency</i>				
<i>Name of Bank, Account No. &amp; currency</i>				
<i>Name of Bank, Account No. &amp; currency</i>				
<i>Name of Bank, Account No. &amp; currency</i>				
<b>Total</b>				



COUNTY EXECUTIVE OF MOMBASA  
Annual Report and Financial Statements  
For the year ended June 30, 2021.

OTHER IMPORTANT DISCLOSURES (Continued)

9. Leasing of Medical Equipment

Amounts relating to leased medical equipment is included in the County Allocation Revenue Act and is budgeted for by the Counties. This amount is deducted at source and therefore not included in the exchequer. Since this is not a cash item, it is not included in the statement of receipts and payments In the year 2020/21 amounts relating to leased medical equipment was Kshs xxx (2019/2020 Kshs xxx)

10. Contingent Liabilities

Contingent liabilities	2020-2021	2019-2020
	Kshs	Kshs
Court case xxx against the entity		
Bank guarantees in favour of subsidiary		
contingent liabilities arising from PPPs		
<b>Total</b>		

(Give details- Update ANNEX 8 Contingent liabilities register)

11. Covid- 19 Funds

Covid -19 Funds	2020-2021	2019-2020
	Kshs	Kshs
<b>Receipts</b>		
Receipts from the National Government to fight (Note 3)		
Other donations for Covid-19 received directly (Note 2)		
Others (Specify)		
<b>Total Receipts</b>		
<b>Payments</b>		
Purchase of Covid 19 materials- masks, sanitizers etc		
Purchase of beds and ICU units		
Subsidies to the community		
Payment of hospital bills		
Donations to schools and other institutions		
Other expenses (specify)		
<b>Total payments</b>		
<b>Balance in the covid 19 Fund</b>		

**COUNTY EXECUTIVE OF MOMBASA**  
**Annual Report and Financial Statements**  
**For the year ended June 30, 2021.**

---

**7.11. PROGRESS ON FOLLOW UP ON PRIOR YEAR AUDITOR'S RECOMMENDATIONS**

The following is the summary of issues raised by the external auditor, and management comments that were provided to the auditor.

<b>Reference No. on the external audit Report</b>	<b>Issue / Observations from Auditor</b>	<b>Management comments</b>	<b>Status: (Resolved / Not Resolved)</b>	<b>Timeframe: (Put a date when you expect the issue to be resolved)</b>

**Guidance Notes:**

- (i) Use the same reference numbers as contained in the external audit report;
- (ii) Obtain the "Issue/Observation" and "management comments", required above, from final external audit report that is signed by Management;
- (iii) Before approving the report, discuss the timeframe with the appointed Focal Point persons within your County Executive responsible for implementation of each issue;
- (iv) Indicate the status of "Resolved" or "Not Resolved" by the date of submitting this report to National Treasury.

CEC, County Treasury

Sign.....

Date.....

*XXX COUNT EXECUTIVE - (Indicate actual name of the County Executive)*  
**Consolidated Reports and Financial Statements**  
**For the year ended June 30, 2021**

**ANNEXES**

**ANNEX 1 – ANALYSIS OF TRANSFERS FROM THE EXCHEQUER**

<b>Period (2020/21)</b>	<b>Quarter 1 (Kshs)</b>	<b>Quarter 2 (Kshs)</b>	<b>Quarter 3 (Kshs)</b>	<b>Quarter 4 (Kshs)</b>	<b>Total (Kshs)</b>
Equitable Share		2,329,123,500	1,764,487,500	2,964,339,000	7,057,950,000
Level 5 Hospitals			178,682,082	209,757,227	388,439,309
DANIDA - Universal Healthcare in Devolved Units Programme		10,035,000		10,035,000	20,070,000
World Bank – THUSCP			19,858,350	32,137,893	51,996,243
user fees forgone				23,385,934	23,385,934
Kenya Devolution Support Programme			10,077,457	173,314	10,250,771
Youth Polytechnic support grant			9,242,447	9,242,447	18,484,894
IDA(WB)-KSDP LEVEL 1			45,000,000		45,000,000
Agriculture Sector Development Support Project (ASDSP)					
Kenya Climate Smart Agriculture Project (KCSAP)					
Water and Sanitation Development Project		228,221,154		218,916,458	447,137,612
COVID 19 FUNDS				500,000,000	500,000,000
<b>Total</b>		<b>2,567,379,654</b>	<b>2,027,347,836</b>	<b>3,967,987,273</b>	<b>8,562,714,763</b>

COUNTY EXECUTIVE OF MOMBASA  
Annual Report and Financial Statements  
For the year ended June 30, 2021.

---

*Note: The above comprises transfers from the Exchequer from CARA, comprising of equitable share, Level 5 and donor funds released through the exchequer.*

**XXX COUNT EXECUTIVE - (Indicate actual name of the County Executive)**  
**Consolidated Reports and Financial Statements**  
**For the year ended June 30, 2021**

**ANNEX 2 – ANALYSIS OF PENDING ACCOUNTS PAYABLE**

**COUNTY GOVERNMENT OF**  
**MOMBASA**  
**REPORTS AND FINANCIAL**  
**STATEMENTS**

TRADING PARTNER	OPERAIING UNIT	ORIGINAL AMOUNT	ADDITIONS	PAID	BALANCE 2020-2021	BALANCE 2019-2020	REMARKS
Construction of buildings	Various	1,060,698,402.83	438,444,812.85	69,636,807.50	991,061,595.33	622,253,589.98	
Construction of Civil works	Various	811,393,660.15	627,418,820.15	1,696,820.00	809,696,840.15	183,974,840.00	
Supply of Goods	Various	350,022,246.38	438,444,812.85	5,042,869.00	597,555,244.23	164,153,300.38	
Supply of Services	Various	936,221,353.80	606,082,141.15	77,339,811.00	858,881,542.80	330,139,212.65	
<b>PENDING ACCOUNTS PAYABLE</b>		<b>3,158,335,663.16</b>	<b>1,857,814,720.15</b>	<b>153,716,307.50</b>	<b>3,004,619,355.66</b>	<b>1,300,520,943.01</b>	
Employee Pending Bills	Various	1,506,972,278.20	829,097,680.60	336,029,141.30	1,170,943,136.90	677,874,597.60	
<b>PENDING STAFF PAYABLES</b>		<b>1,506,972,278.20</b>	<b>829,097,680.60</b>	<b>336,029,141.30</b>	<b>1,170,943,136.90</b>	<b>677,874,597.60</b>	
TAXES	Various	421,136,847.85	438,444,812.85	130,426,913.00	496,331,297.90	188,313,398.05	
<b>OTHER PENDING PAYABLES</b>		<b>421,136,847.85</b>	<b>232,823,449.85</b>	<b>130,426,913.00</b>	<b>290,709,934.90</b>	<b>188,313,398.05</b>	

**COUNTY EXECUTIVE OF MOMBASA**  
**Annual Report and Financial Statements**  
**For the year ended June 30, 2021.**

TOTAL PENDING BILLS		5,086,444,789	2,919,735,850.60	620,172,361.80	4,466,272,427.46	2,166,708,938.66

*Construction of buildings*  
**PENDING ACCOUNTS PAYABLE**

TRADING PARTNER	OPERATING UNIT	ORIGINAL AMOUNT	DATE	PAID	BALANCE 2020-2021	BALANCE 2019-2020	REMARKS
DELAN ENTERPRISES	Mombasa -Transport, Infrastructure and Public Works	1,185,358.00	6/30/2020	1,185,358.00			Construction of buildings
KEKS ENTERPRISES LIMITED	Mombasa -Transport, Infrastructure and Public Works	1,919,868.00	6/30/2020	1,919,868.00			Construction of buildings
KEKS ENTERPRISES LIMITED	Mombasa -Transport, Infrastructure and Public Works	1,919,868.00	6/30/2020	1,919,868.00			Construction of buildings
INNOVUS TECH CONSULTANTS LIMITED	Mombasa - Public Service Board	1,998,000.00	6/26/2020	1,998,000.00			Construction of buildings
WEBESI CONSTRUCTION COMPANY	Mombasa - County Planning, Land and Housing	3,000,000.00	4/15/2020	3,000,000.00			Construction of buildings
FARASH INVESTMENT	Mombasa -Transport, Infrastructure and Public Works	3,833,500.00	6/30/2020	3,833,500.00			Construction of buildings
KIWAMU AFRICANA AGENCIES	Mombasa -Transport, Infrastructure and Public Works	5,591,161.00	6/30/2020	5,591,161.00			Construction of buildings
ABBERVILLE LIMITED	Mombasa -Transport, Infrastructure and Public Works	5,990,413.00	6/30/2020	5,990,413.00			Construction of buildings
KIWAMU AFRICANA AGENCIES	Mombasa -Transport, Infrastructure and Public Works	6,554,538.00	6/30/2020	6,554,538.00			Construction of buildings
DOENATH LTD	Mombasa - Energy, Environment and Waste Management	8,060,690.00	6/28/2018	8,060,690.00			Construction of buildings
GRAZHEIM COMPANY LIMITED	Mombasa -Transport, Infrastructure and Public Works	8,987,271.50	6/30/2020	8,987,271.50			Construction of buildings
HANIFA AGENCIES	Mombasa -Transport, Infrastructure and Public Works	10,070,084.00	6/30/2020	10,070,084.00			Construction of buildings

**COUNTY EXECUTIVE OF MOMBASA**  
**Annual Report and Financial Statements**  
**For the year ended June 30, 2021.**

HANIFA AGENCIES	Mombasa -Transport, Infrastructure and Public Works	10,526,056.00	6/30/2020	10,526,056.00	6/30/2020	Construction of buildings
ACCACIA	Mombasa -Transport, Infrastructure and Public Works	7,064,424.00	6/30/2020	7,064,424.00	6/30/2020	Construction of buildings
AJOJO CO.(K) LTD	Mombasa -Transport, Infrastructure and Public Works	6,890,514.00	6/30/2020	6,890,514.00	6/30/2020	Construction of buildings
BADORARO GENERAL ENTERPRISES	Mombasa -Transport, Infrastructure and Public Works	2,572,773.00	6/30/2020	2,572,773.00	6/30/2020	Construction of buildings
BADORARO GENERAL ENTERPRISES	Mombasa -Transport, Infrastructure and Public Works	5,791,134.00	6/30/2020	5,791,134.00	6/30/2020	Construction of buildings
BAMBURI GIVING HOPE LIMITED	Mombasa -Transport, Infrastructure and Public Works	6,378,421.00	6/30/2020	6,378,421.00	6/30/2020	Construction of buildings
BAMBURI GIVING HOPE LIMITED	Mombasa -Transport, Infrastructure and Public Works	6,378,421.00	6/30/2020	6,378,421.00	6/30/2020	Construction of buildings
BRICKLINER	Mombasa -Transport, Infrastructure and Public Works	5,819,344.25	6/30/2020	5,819,344.25	6/30/2020	Construction of buildings
BUTUALAH ENTERPRISES	TRANSPORT Mombasa -Transport, Infrastructure and Public Works	2,762,000.00	6/30/2020	2,762,000.00	6/30/2020	Construction of buildings
BUTULAAH ENTERPRISES	Mombasa -Transport, Infrastructure and Public Works	5,107,702.00	6/30/2020	5,107,702.00	6/30/2020	Construction of buildings
COBNAC SUPPLIES LTD	Mombasa -Transport, Infrastructure and Public Works	1,919,819.00	6/30/2020	1,919,819.00	6/30/2020	Construction of buildings
CONRAD LOGISTICS	Mombasa -Transport, Infrastructure and Public Works	3,645,396.00	6/30/2020	3,645,396.00	6/30/2020	Construction of buildings
COTIWEST CONTRACTORS	Mombasa -Transport, Infrastructure and Public Works	1,979,010.00	6/30/2020	1,979,010.00	6/30/2020	Construction of buildings
DAZRICK ENTERPRISES LTD	Mombasa -Transport, Infrastructure and Public Works	1,729,000.00	6/30/2020	1,729,000.00	6/30/2020	Construction of buildings
DEBROSO CONSTRUCTION CO. LIMITED	Mombasa - Education, Information Technology and Mv 2035	3,972,595.00	4/6/2020	3,972,595.00	4/6/2020	Construction of buildings
DELAN ENTERPRISES	Mombasa -Transport,	5,073,094.00	6/30/2020	5,073,094.00	6/30/2020	Construction

**COUNTY EXECUTIVE OF MOMBASA**  
**Annual Report and Financial Statements**  
**For the year ended June 30, 2021.**

					of buildings
	Infrastructure and Public Works				
DOLPHIN GLOBAL VENTURES LIMITED	Finance and Economic Planning	366,200.00	6/4/2018	366,200.00	Construction of buildings
EMAX BROS SUPERWAYS LTD	Mombasa -Transport, Infrastructure and Public Works	3,182,994.00	6/30/2020	3,182,994.00	Construction of buildings
EMAX BROS SUPERWAYS LTD	Mombasa -Transport, Infrastructure and Public Works	3,597,363.24	6/30/2020	3,597,363.24	Construction of buildings
GRAZHEIM COMPANY LIMITED	Mombasa -Transport, Infrastructure and Public Works	11,020,850.00	6/30/2020	11,020,850.00	Construction of buildings
GRAZHEIM COMPANY LIMITED	Mombasa -Transport, Infrastructure and Public Works	10,592,289.66	6/30/2020	10,592,289.66	Construction of buildings
GRAZHEIM COMPANY LIMITED	Mombasa -Transport, Infrastructure and Public Works	12,152,864.00	6/30/2020	12,152,864.00	Construction of buildings
HAGGAN COMPANY LIMITED	Mombasa -Transport, Infrastructure and Public Works	7,133,126.00	6/30/2020	7,133,126.00	Construction of buildings
HAGGAN COMPANY LTD	Mombasa -Transport, Infrastructure and Public Works	6,625,551.90	6/30/2020	6,625,551.90	Construction of buildings
HAGGAN COMPANY LTD	Mombasa -Transport, Infrastructure and Public Works	3,432,092.10	6/30/2020	3,432,092.10	Construction of buildings
HAGGAN COMPANY LTD	Mombasa -Transport, Infrastructure and Public Works	3,444,753.00	6/30/2020	3,444,753.00	Construction of buildings
HAGGAN COMPANY LTD	Mombasa -Transport, Infrastructure and Public Works	4,388,682.00	6/30/2020	4,388,682.00	Construction of buildings
HARAGHE GENERAL ENTERPRISES	Mombasa -Transport, Infrastructure and Public Works	2,942,640.00	6/30/2020	2,942,640.00	Construction of buildings
HARAGHE GENERAL ENTERPRISES	Mombasa -Transport, Infrastructure and Public Works	3,115,020.00	6/30/2020	3,115,020.00	Construction of buildings
HAZAAB HOLDINGS LIMITED	Mombasa -Transport, Infrastructure and Public Works	3,857,350.00	6/30/2020	3,857,350.00	Construction of buildings
HAZAAB HOLDINGS LIMITED	Mombasa -Transport, Infrastructure and Public Works	3,976,356.00	6/30/2020	3,976,356.00	Construction of buildings



**COUNTY EXECUTIVE OF MOMBASA**  
**Annual Report and Financial Statements**  
**For the year ended June 30, 2021.**

Works					
HELI GARDENS	Mombasa -Transport, Infrastructure and Public Works	7,946,000.00	6/30/2020	7,946,000.00	Construction of buildings
HELI GARDENS	Mombasa -Transport, Infrastructure and Public Works	6,276,050.00	6/30/2020	6,276,050.00	Construction of buildings
JANTECH ENT. LTD	Mombasa -Transport, Infrastructure and Public Works	2,076,360.00	6/30/2020	2,076,360.00	Construction of buildings
K&KAY INV. LTD	Mombasa -Transport, Infrastructure and Public Works	9,117,664.80	6/30/2020	9,117,664.80	Construction of buildings
K&KAY INV. LTD	Mombasa -Transport, Infrastructure and Public Works	9,833,816.80	6/30/2020	9,833,816.80	Construction of buildings
KAHIHI ENGINEERING	Mombasa -Transport, Infrastructure and Public Works	7,692,121.00	6/30/2020	7,692,121.00	Construction of buildings
KAY AND KAY INVESTMENTS	Mombasa -Transport, Infrastructure and Public Works	3,677,977.20	6/30/2020	3,677,977.20	Construction of buildings
KEGOGI CIVIL ENGINEERING	Mombasa -Transport, Infrastructure and Public Works	9,797,781.47	6/30/2020	9,797,781.47	Construction of buildings
KEGOGI CIVIL ENGINEERING	Mombasa -Transport, Infrastructure and Public Works	6,211,321.00	6/30/2020	6,211,321.00	Construction of buildings
KISOWE SUPPLIES LIMITED	Mombasa -Transport, Infrastructure and Public Works	1,751,226.00	6/30/2020	1,751,226.00	Construction of buildings
KISOWE SUPPLIES LIMITED	Mombasa -Transport, Infrastructure and Public Works	4,993,250.00	6/30/2020	4,993,250.00	Construction of buildings
KIWAMU AFRICANA AGENCIES	Mombasa -Transport, Infrastructure and Public Works	7,490,938.00	6/30/2020	7,490,938.00	Construction of buildings
LUNAR & MARC LIMITED	Mombasa -Transport, Infrastructure and Public Works	3,540,606.00	6/30/2020	3,540,606.00	Construction of buildings
LUNAR AND MARC	Mombasa -Transport, Infrastructure and Public Works	3,540,606.00	6/30/2020	3,540,606.00	Construction of buildings
MAXIMIKA ENTERPRISES	Mombasa -Transport, Infrastructure and Public Works	10,297,750.00	6/30/2020	10,297,750.00	Construction of buildings

**COUNTY EXECUTIVE OF MOMBASA**  
**Annual Report and Financial Statements**  
**For the year ended June 30, 2021.**

MAXIMIKA ENTERPRISES	Mombasa -Transport, Infrastructure and Public Works	10,599,068.00	6/30/2020	10,599,068.00	Construction of buildings
MAXIMIKA ENTERPRISES	Mombasa -Transport, Infrastructure and Public Works	16,660,878.00	6/30/2020	16,660,878.00	Construction of buildings
MKAWUGANGA & SONS LIMITED	Mombasa -Transport, Infrastructure and Public Works	9,628,875.00	6/30/2020	9,628,875.00	Construction of buildings
MKAWUGANGA & SONS LIMITED	Mombasa -Transport, Infrastructure and Public Works	10,449,825.00	6/30/2020	10,449,825.00	Construction of buildings
MKAWUGHANGA & SONS LIMITED	Mombasa -Transport, Infrastructure and Public Works	12,361,700.00	6/30/2020	12,361,700.00	Construction of buildings
MKAWUGHANGA & SONS LIMITED	Mombasa -Transport, Infrastructure and Public Works	9,669,800.00	6/30/2020	9,669,800.00	Construction of buildings
MUWAKI ENTERPRISES LIMITED	Mombasa -Transport, Infrastructure and Public Works	4,726,523.80	6/30/2020	4,726,523.80	Construction of buildings
MUWAKI ENTERPRISES LIMITED	Mombasa -Transport, Infrastructure and Public Works	10,410,304.00	6/30/2020	10,410,304.00	Construction of buildings
MUWAKI ENTERPRISES LIMITED	Mombasa -Transport, Infrastructure and Public Works	2,057,221.00	6/30/2020	2,057,221.00	Construction of buildings
MUWAKI ENTERPRISES LIMITED	Mombasa -Transport, Infrastructure and Public Works	9,730,075.00	6/30/2020	9,730,075.00	Construction of buildings
NDOVU BUILDERS LTD	Mombasa -Transport, Infrastructure and Public Works	1,292,200.00	6/30/2020	1,292,200.00	Construction of buildings
NOLCON BUILDING CONSTRUCTION	Mombasa -Transport, Infrastructure and Public Works	2,884,377.00	6/30/2020	2,884,377.00	Construction of buildings
NOLCON BUILDING CONSTRUCTION	Mombasa -Transport, Infrastructure and Public Works	10,919,520.00	6/30/2020	10,919,520.00	Construction of buildings
ONCORD ENTERPRISES LIMITED	Mombasa -Transport, Infrastructure and Public Works	5,350,874.80	6/30/2020	5,350,874.80	Construction of buildings
ONCORD ENTERPRISES LIMITED	Mombasa -Transport, Infrastructure and Public Works	4,049,230.00	6/30/2020	4,049,230.00	Construction of buildings
ONCORD ENTERPRISES	Mombasa -Transport,	5,350,874.80	6/30/2020	5,350,874.80	Construction

**COUNTY EXECUTIVE OF MOMBASA**  
**Annual Report and Financial Statements**  
**For the year ended June 30, 2021.**

LIMITED	Infrastructure and Public Works					of buildings
OPTISAT (EA) LIMITED	Mombasa -Transport, Infrastructure and Public Works	1,919,810.00	6/30/2020	1,919,810.00		Construction of buildings
OPTISAT (EA) LIMITED	Mombasa -Transport, Infrastructure and Public Works	3,811,250.00	6/30/2020	3,811,250.00		Construction of buildings
PEMACA ENTERPRISES	Mombasa -Transport, Infrastructure and Public Works	10,242,898.20	6/30/2020	10,242,898.20		Construction of buildings
PEMACA ENTERPRISES	Mombasa -Transport, Infrastructure and Public Works	9,872,300.00	6/30/2020	9,872,300.00		Construction of buildings
PEMACA ENTERPRISES	Mombasa -Transport, Infrastructure and Public Works	9,186,756.00	6/30/2020	9,186,756.00		Construction of buildings
PEMACA ENTERPRISES	Mombasa -Transport, Infrastructure and Public Works	11,056,326.00	6/30/2020	11,056,326.00		Construction of buildings
PIRMOHAMED LTD	YOUTH ,GENDER ,SPORTS AND CULTURAL AFFAIRS Mombasa -Transport, Infrastructure and Public Works	1,250,000.00	6/20/2019	1,250,000.00		Construction of buildings
PLASTBALL LIMITED	Mombasa -Transport, Infrastructure and Public Works	5,503,360.40	6/30/2020	5,503,360.40		Construction of buildings
RED GRANITE	Mombasa -Transport, Infrastructure and Public Works	11,734,079.00	6/30/2020	11,734,079.00		Construction of buildings
REJOMAX HOLDINGS LIMITED	Mombasa -Transport, Infrastructure and Public Works	6,354,440.00	6/30/2020	6,354,440.00		Construction of buildings
REJOMAX HOLDINGS LIMITED	Mombasa -Transport, Infrastructure and Public Works	11,890,274.00	6/30/2020	11,890,274.00		Construction of buildings
REJOMAX HOLDINGS LIMITED	Mombasa -Transport, Infrastructure and Public Works	13,628,742.60	6/30/2020	13,628,742.60		Construction of buildings
SAMCON CONST.AND CIVIL ENG.	Mombasa -Transport, Infrastructure and Public Works	3,867,993.00	6/30/2020	3,867,993.00		Construction of buildings
SAMCON CONST.AND CIVIL ENG.	Mombasa -Transport, Infrastructure and Public Works	4,238,443.00	6/30/2020	4,238,443.00		Construction of buildings
SEAPORT OPERATION LIMITED	Mombasa -Transport, Infrastructure and Public Works	7,579,153.90	6/30/2020	7,579,153.90		Construction of buildings

**COUNTY EXECUTIVE OF MOMBASA**  
**Annual Report and Financial Statements**  
**For the year ended June 30, 2021.**

		Works				
SEAPORT OPERATION LIMITED	Mombasa -Transport, Infrastructure and Public Works	9,416,350.33	6/30/2020	9,416,350.33	Construction of buildings	
STRADA BRICKS LIMITED	Mombasa -Transport, Infrastructure and Public Works	5,582,373.00	6/30/2020	5,582,373.00	Construction of buildings	
STUNNAR INVESTMENT LIMITED	Mombasa -Transport, - Infrastructure and Public Works	3,151,814.00	6/30/2020	3,151,814.00	Construction of buildings	
STUNNAR INVESTMENT LIMITED	Mombasa -Transport, Infrastructure and Public Works	3,151,814.00	6/30/2020	3,151,814.00	Construction of buildings	
SUPERSERVE LIMITED	Mombasa -Transport, Infrastructure and Public Works	6,128,693.34	6/30/2020	6,128,693.34	Construction of buildings	
SUPERSERVE LIMITED	Mombasa -Transport, Infrastructure and Public Works	9,658,382.39	6/30/2020	9,658,382.39	Construction of buildings	
SUPERSERVE LIMITED	Mombasa -Transport, Infrastructure and Public Works	11,353,402.80	6/30/2020	11,353,402.80	Construction of buildings	
SUPERSERVE LIMITED	Mombasa -Transport, Infrastructure and Public Works	4,479,890.20	6/30/2020	4,479,890.20	Construction of buildings	
SUPERSERVE LIMITED	Mombasa -Transport, Infrastructure and Public Works	7,689,439.80	6/30/2020	7,689,439.80	Construction of buildings	
SWIPPEZ ENTERPRISES	Mombasa -Transport, Infrastructure and Public Works	6,963,872.00	6/30/2020	6,963,872.00	Construction of buildings	
TAIJAN CONSTRUCTION CO. LIMITED	Mombasa -Transport, Infrastructure and Public Works	3,751,600.00	6/30/2020	3,751,600.00	Construction of buildings	
TIMAR CONSTRUCTION CO.	Mombasa -Transport, Infrastructure and Public Works	3,337,482.00	6/30/2020	3,337,482.00	Construction of buildings	
TRACON LIMITED	Mombasa -Transport, Infrastructure and Public Works	9,044,533.30	6/30/2020	9,044,533.30	Construction of buildings	
UMMA	Mombasa -Transport, Infrastructure and Public Works	7,911,562.00	6/30/2020	7,911,562.00	Construction of buildings	
UNDERSEAS MERCHANTS	Mombasa -Transport, Infrastructure and Public Works	3,629,303.00	6/30/2020	3,629,303.00	Construction of buildings	

**COUNTY EXECUTIVE OF MOMBASA**  
**Annual Report and Financial Statements**  
**For the year ended June 30, 2021.**

UNIVERSAL TRENDS LIMITED	Mombasa -Transport, Infrastructure and Public Works	3,364,842.40	6/30/2020	3,364,842.40	Construction of buildings
VAKEN INTERNATIONAL	Mombasa -Transport, Infrastructure and Public Works	450,000.00	6/30/2020	450,000.00	Construction of buildings
VAKEN INTERNATIONAL	Mombasa -Transport, Infrastructure and Public Works	540,000.00	6/30/2020	540,000.00	Construction of buildings
VAKEN INTERNATIONAL	Mombasa -Transport, Infrastructure and Public Works	1,413,700.00	6/30/2020	1,413,700.00	Construction of buildings
VECTORCARE LTD	Mombasa -Transport, Infrastructure and Public Works	2,196,656.00	6/30/2020	2,196,656.00	Construction of buildings
VECTORCARE LTD	Mombasa -Transport, Infrastructure and Public Works	3,987,350.00	6/30/2020	3,987,350.00	Construction of buildings
Wangisa General Suppliers And Construction Limited	LAND ,PHYSICAL PLANNING AND HOUSING	3,765,720.00	5/28/2020	3,765,720.00	Construction of buildings
WRAYTURN KENYA LIMITED	Mombasa -Transport, Infrastructure and Public Works	3,908,241.75	6/30/2020	3,908,241.75	Construction of buildings
WRAYTURN KENYA LTD	Mombasa -Transport, Infrastructure and Public Works	3,908,241.75	6/30/2020	3,908,241.75	Construction of buildings
YUAF AGENCIES	Mombasa -Transport, Infrastructure and Public Works	3,297,500.00	6/30/2020	3,297,500.00	Construction of buildings
ZIATEC ENTERPRISES	Mombasa -Transport, Infrastructure and Public Works	9,928,400.00	6/30/2020	9,928,400.00	Construction of buildings
ZUNAKSHA INVESTMENT LIMITED	Mombasa -Transport, Infrastructure and Public Works	10,810,006.00	6/30/2020	10,810,006.00	Construction of buildings
Sitara Supplies And Construction Limited	Mombasa - Youth, Gender , Sports and Cultural Affairs	27,680,350.00	22-Jun-21	27,680,350.00	Construction of buildings
Sitara Supplies And Construction Limited	Mombasa - Youth, Gender , Sports and Cultural Affairs	24,695,650.00	22-Jun-21	24,695,650.00	Construction of buildings
LOMBARDO ENTERPRISES	Mombasa - Finance and Economic Planning	3,950,000.00	1-Oct-20	3,950,000.00	Construction of buildings
EDROSE INVESTMENTS	Mombasa - Finance and Economic Planning	12,181,000.00	1-Oct-20	12,181,000.00	Construction of buildings
WITKAG SUPPLIES	Mombasa - Finance and Economic Planning	3,499,760.00	23-Jun-21	3,499,760.00	Construction of buildings

**COUNTY EXECUTIVE OF MOMBASA**  
**Annual Report and Financial Statements**  
**For the year ended June 30, 2021.**

Graline Investments Limited	Mombasa - Education, Information Technology and Mv 2035	5,860,528.00	22-Oct-20	5,860,528.00	Construction of buildings
ESSBEE SUPPLIERS LIMITED	Mombasa - Education, Information Technology and Mv 2035	4,882,670.00	22-Oct-20	4,882,670.00	Construction of buildings
ROKEEN ENTERPRISES	Mombasa - Education, Information Technology and Mv 2035	4,286,200.00	22-Oct-20	4,286,200.00	Construction of buildings
LOMBARDO ENTERPRISES	Mombasa - Trade, Tourism and Investments	3,128,199.90	6-May-21	3,128,199.90	Construction of buildings
DOLPHIN GLOBAL VENTURES LIMITED	Mombasa -Transport, Infrastructure and Public Works	2,252,225.05	30-Jun-21	2,252,225.05	Construction of buildings
greatcom agencies	Mombasa -Transport, Infrastructure and Public Works	6,455,859.20	30-Jun-21	6,455,859.20	Construction of buildings
greatcom agencies	Mombasa -Transport, Infrastructure and Public Works	9,555,984.10	30-Jun-21	9,555,984.10	Construction of buildings
Nolicon Building Construction Co. L	Mombasa -Transport, Infrastructure and Public Works	2,459,677.35	30-Jun-21	2,459,677.35	Construction of buildings
SHAIAM ENTERPRISES	Mombasa -Transport, Infrastructure and Public Works	4,255,943.45	30-Jun-21	4,255,943.45	Construction of buildings
T And L Solutions Kenya Limited	Mombasa -Transport, Infrastructure and Public Works	1,031,240.00	22-Oct-20	1,031,240.00	Construction of buildings
ADEQUATE MACHINERY CONSTRUCTION COMPANY LIMITED	Mombasa -Transport, Infrastructure and Public Works	9,117,787.00	11-Jun-21	9,117,787.00	Construction of buildings
MACHINE BAST LTD	Mombasa - Trade, Tourism and Investments	3,605,355.00	21-Jun-21	3,605,355.00	Construction of buildings
Belters Blue Co. Limited	Mombasa - Trade, Tourism and Investments	7,643,350.00	16-Dec-20	7,643,350.00	Construction of buildings
Belters Blue Co. Limited	Mombasa - Trade, Tourism and Investments	2,747,800.00	16-Dec-20	2,747,800.00	Construction of buildings
Kegogi Civil Engineering Limited	Mombasa -Transport, Infrastructure and Public Works	9,797,781.40	12-Nov-20	9,797,781.40	Construction of buildings
MUWAKI ENTERPRISES LIMITED	Mombasa - Finance and Economic Planning	755,472.90	7-May-21	755,472.90	Construction of buildings
MUWAKI ENTERPRISES LIMITED	Mombasa -Transport, Infrastructure and Public Works	2,383,039.40	4-Dec-20	2,383,039.40	Construction of buildings

**COUNTY EXECUTIVE OF MOMBASA**  
**Annual Report and Financial Statements**  
**For the year ended June 30, 2021.**

SOL GALAXY COMPANY	Mombasa -Transport, Infrastructure and Public Works	3,061,398.00	30-Jun-21	3,061,398.00	Construction of buildings
SOL GALAXY COMPANY	Mombasa -Transport, Infrastructure and Public Works	3,740,000.00	30-Jun-21	3,740,000.00	Construction of buildings
SOL GALAXY COMPANY	Mombasa -Transport, Infrastructure and Public Works	3,061,398.00	30-Jun-21	3,061,398.00	Construction of buildings
SOL GALAXY COMPANY	Mombasa -Transport, Infrastructure and Public Works	3,740,000.00	30-Jun-21	3,740,000.00	Construction of buildings
zunakhsa investments limited	Mombasa -Transport, Infrastructure and Public Works	10,810,006.00	4-Jun-21	10,810,006.00	Construction of buildings
MVITA AUTO SERVICE	Mombasa - Trade,Tourism and Investments	3,035,520.00	18-May-21	3,035,520.00	Construction of buildings
Ladbrokes Enterprise Limited	Mombasa - Finance and Economic Planning	394,200.00	4-Jun-21	394,200.00	Construction of buildings
ACACIA CIVIL ENGINEERING CO LIMITED	Mombasa - Energy,Environment and Waste Management	8,468,622.40	30-Jun-21	8,468,622.40	Construction of buildings
BEACH SAFI LIMITED	Mombasa - Education,Information Technology and Mv 2035	1,173,800.00	4-Jun-21	1,173,800.00	Construction of buildings
DAVID JOMELI MALIDADI CONSTRUCTION AND SUPPLIES LIMITED	Mombasa - Education,Information Technology and Mv 2035	1,709,700.00	30-Jun-21	1,709,700.00	Construction of buildings
ACACIA CIVIL ENGINEERING CO LIMITED	Mombasa - Education,Information Technology and Mv 2035	5,859,535.00	30-Jun-21	5,859,535.00	Construction of buildings
DAVID JOMELI MALIDADI CONSTRUCTION AND SUPPLIES LIMITED	Mombasa - Education,Information Technology and Mv 2035	4,767,650.00	30-Jun-21	4,767,650.00	Construction of buildings
Al-raquii East Africa Limited	Mombasa - Finance and Economic Planning	1,871,880.00	7-Jan-21	1,871,880.00	Construction of buildings
Brickliner Enterprises Limited	Mombasa - Energy,Environment and Waste Management	12,110,585.00	30-Jun-21	12,110,585.00	Construction of buildings
WAVECON ENTERPRISES LIMITED	Mombasa - Trade,Tourism and Investments	1,944,300.00	6-Jan-21	1,944,300.00	Construction of buildings
Sitara Supplies And Construction Limited	Mombasa - Youth, Gender , Sports and Cultural Affairs	27,490,213.00	3-Jun-21	27,490,213.00	Construction of buildings
Sitara Supplies And Construction Limited	Mombasa - Youth, Gender , Sports and Cultural Affairs	28,500,400.00	3-Jun-21	28,500,400.00	Construction of buildings
DANTAX ENTERPRISE	Mombasa -	1,900,996.40	6-Jan-21		Construction

**COUNTY EXECUTIVE OF MOMBASA**  
**Annual Report and Financial Statements**  
**For the year ended June 30, 2021.**

LIMITED	Education, Information Technology and Mv 2035				1,900,996.40	of buildings
Nexus Development Limited SAHAAH FOWARDERS LIMITED	Mombasa - Finance and Economic Planning	3,772,700.00	30-Jun-21	3,772,700.00		Construction of buildings
Robbinsdale Limited	Mombasa - Health	4,882,973.40	24-Jun-21	4,882,973.40		Construction of buildings
Robbinsdale Limited	Mombasa - Youth, Gender, Sports and Cultural Affairs	2,500,000.00	31-May-21	2,500,000.00		Construction of buildings
Zulfat Hat General Supplies Limited	Mombasa - Youth, Gender, Sports and Cultural Affairs	2,384,690.00	30-Jun-21	2,384,690.00		Construction of buildings
Zulfat Hat General Supplies Limited	Mombasa - Transport, Infrastructure and Public Works	3,679,500.00	24-Dec-20	3,679,500.00		Construction of buildings
Zulfat Hat General Supplies Limited	Mombasa - Transport, Infrastructure and Public Works	3,679,500.00	24-Dec-20	3,679,500.00		Construction of buildings
ROSAMA COMM LTD	Mombasa - Transport, Infrastructure and Public Works	1,114,200.00	9-Dec-20	1,114,200.00		Construction of buildings
EINS CONSTRUCTION AND SUPPLIES LIMITED	Mombasa - Transport, Infrastructure and Public Works	3,849,790.00	9-Jun-21	3,849,790.00		Construction of buildings
DAMWERI ENTERPRISES	Mombasa - Health	3,567,823.60	22-Jan-21	3,567,823.60		Construction of buildings
DAMWERI ENTERPRISES	Mombasa - Health	3,567,823.60	16-Dec-20	3,567,823.60		Construction of buildings
DAMWERI ENTERPRISES	Mombasa - Health	3,567,823.60	17-Dec-20	3,567,823.60		Construction of buildings
DAMWERI ENTERPRISES	Mombasa - Health	3,567,823.60	17-Dec-20	3,567,823.60		Construction of buildings
Jewela Services Limited	Mombasa - Health	2,513,650.00	22-Jan-21	2,513,650.00		Construction of buildings
MAJESTY CONSTRUCTION COMPANY LIMITED	Mombasa - Agriculture, Fisheries, Livestock and Co-Operatives	3,248,000.00	18-Jan-21	3,248,000.00		Construction of buildings
MAJESTY CONSTRUCTION COMPANY LIMITED	Mombasa - Agriculture, Fisheries, Livestock and Co-Operatives	3,120,000.00	18-Jan-21	3,120,000.00		Construction of buildings
VIGELLO AND GELLO LIMITED	Mombasa - Agriculture, Fisheries, Livestock and Co-Operatives	732,710.00	18-Jan-21	732,710.00		Construction of buildings
Ladbrokes Enterprise Limited	Mombasa - Finance and Economic Planning	314,610.00	4-Jun-21	314,610.00		Construction of buildings
Ladbrokes Enterprise Limited	Mombasa - County Planning, Land and Housing	3,146,120.00	16-Nov-20	3,146,120.00		Construction of buildings
COAST PRIME	Mombasa - Devolution and	997,565.00	22-Oct-20			Construction



**COUNTY EXECUTIVE OF MOMBASA**  
**Annual Report and Financial Statements**  
**For the year ended June 30, 2021.**

CONTRACTORS LIMITED	Public Service Administration				997,565.00		of buildings
Hekis Investments Limited	Mombasa - Devolution and Public Service Administration	3,493,404.00	24-Nov-20		3,493,404.00		Construction of buildings
MORACE ENTERPRISES LIMITED	Mombasa - Energy, Environment and Waste Management	3,488,655.00	31-May-21		3,488,655.00		Construction of buildings
VIGELLO AND GELLO LIMITED	Mombasa - Agriculture, Fisheries, Livestock and Co-Operatives	3,971,180.00	18-Jan-21		3,971,180.00		Construction of buildings
Mwakwame Investments Limited	Mombasa - Transport, Infrastructure and Public Works	3,627,000.00	1-Mar-21		3,627,000.00		Construction of buildings
VIGELLO AND GELLO LIMITED	Mombasa - Agriculture, Fisheries, Livestock and Co-Operatives	2,871,103.00	18-Jan-21		2,871,103.00		Construction of buildings
MAJESTY CONSTRUCTION COMPANY LIMITED	Mombasa - Agriculture, Fisheries, Livestock and Co-Operatives	3,721,970.00	18-Jan-21		3,721,970.00		Construction of buildings
MICROY INVESTMENTS ALCO CONTRACTORS LIMITED	Mombasa - Youth, Gender, Sports and Cultural Affairs	2,030,064.00	17-May-21		2,030,064.00		Construction of buildings
MICROY INVESTMENTS	Mombasa - Health	4,160,400.00	12-May-21		4,160,400.00		Construction of buildings
MICROY INVESTMENTS	Mombasa - County Planning, Land and Housing	3,550,350.00	24-Jun-21		3,550,350.00		Construction of buildings
Yobellageneralsuppliers	Mombasa - Transport, Infrastructure and Public Works	3,920,000.00	7-Jan-21		3,920,000.00		Construction of buildings
Aizari Limited	Mombasa - Transport, Infrastructure and Public Works	3,900,500.00	24-Nov-20		3,900,500.00		Construction of buildings
<b>TOTAL</b>		<b>1,060,698,402.83</b>			<b>69,636,807.50</b>	<b>991,061,595.48</b>	<b>689,970,529.98</b>

*Construction of Civil works*

TRADING PARTNER	OPERAIING UNIT	ORIGINAL AMOUNT	DATE	PAID	BALANCE 2020-2021	BALANCE 2019-2020	REMARKS
VICTA AFRICA ENTERPRISES	LAND, PHYSICAL PLANNING AND HOUSING	1,696,820.00	7/5/2018	1,696,820.00			Construction of Civil works

**COUNTY EXECUTIVE OF MOMBASA**  
**Annual Report and Financial Statements**  
**For the year ended June 30, 2021.**

A B PATEL AND PATEL ADVOCATES	TRANSPORT	17,366,660.00		17,366,660.00	Construction of Civil works
DOLPHIN GLOBAL VENTURES LIMITED	TRANSPORT	553,467.00	19-Jun-17	553,467.00	Construction of Civil works
ZEINA VENTURES (E.A) LIMITED	TRANSPORT	1,026,737.00	31-Jul-18	1,026,737.00	Construction of Civil works
BRICKLINER ENTERPRISES LTD	Finance and Economic Planning	3,510,300.00	6/30/2020	3,510,300.00	Construction of Civil works
CAR & GENERAL TRADING COMPANY LIMITED	TRANSPORT	1,260,000.00	22-May-17	1,260,000.00	Construction of Civil works
Colger Investments limited	TRANSPORT	229,981.00	28-Mar-17	229,981.00	Construction of Civil works
CROWN MOTORS GROUP LIMITED	Mombasa - Finance and Economic Planning	5,581,800.00	3/4/2020	5,581,800.00	Construction of Civil works
DEBROSO CONSTRUCTION COMPANY LIMITED	TRANSPORT	2,257,839.00	8-Dec-15	2,257,839.00	Construction of Civil works
DRY DOCK SUPPLIERS LTD	TRANSPORT	14,173,846.00	15-May-17	14,173,846.00	Construction of Civil works
DRY DOCK SUPPLIERS LTD	TRANSPORT	4,472,222.00	15-May-17	4,472,222.00	Construction of Civil works
DRY DOCK SUPPLIERS LTD	TRANSPORT	9,754,736.00	24-May-17	9,754,736.00	Construction of Civil works
EINS CONSTRUCTION AND SUPPLIES LIMITED	FINANCE	950,144.00	10-Nov-17	950,144.00	Construction

**COUNTY EXECUTIVE OF MOMBASA**  
**Annual Report and Financial Statements**  
**For the year ended June 30, 2021.**

						of Civil works
FHAVIAN ENTERPRISES	Mombasa - Youth, Gender , Sports and Cultural Affairs	2,605,250.00	6/5/2020	2,605,250.00		Construction of Civil works
FUSAM INVESTMENTS LIMITED	FINANCE	611,165.00	14-Nov-17	611,165.00		Construction of Civil works
FUSAM INVESTMENTS LIMITED	FINANCE	829,918.00	30-Jun-18	829,918.00		Construction of Civil works
GREATCOM AGENCIES-	TRANSPORT	1,005,235.00	19-May-17	1,005,235.00		Construction of Civil works
Greatcom Agencies-	TRANSPORT	807,674.00	10-Nov-17	807,674.00		Construction of Civil works
Greatcom Agencies-	TRANSPORT	778,323.00	23-Apr-18	778,323.00		Construction of Civil works
Hazaab Holdings Limited	TRANSPORT	665,689.00	30-Jun-18	665,689.00		Construction of Civil works
Hiba Construction Limited	HEALTH	398,043.00	15-Mar-17	398,043.00		Construction of Civil works
Hiba Construction Limited	TRANSPORT	426,606.00	3-Jun-18	426,606.00		Construction of Civil works
Huduma Poa Suppliers Limited-	FINANCE	879,246.00	26-May-18	879,246.00		Construction of Civil works
Jamalulayl Suppliers and Construction	FINANCE	833,903.00	19-Jun-17	833,903.00		Construction of Civil works

**COUNTY EXECUTIVE OF MOMBASA**  
**Annual Report and Financial Statements**  
**For the year ended June 30, 2021.**

Jamalulayl Suppliers and Construction	FINANCE	926,564.00	30-Jun-18	926,564.00	Construction of Civil works
Jamalulayl Suppliers and Construction	TRANSPORT	863,906.00	30-Jul-18	863,906.00	Construction of Civil works
JUVAVI ENTERPRISES	Mombasa - Youth, Gender , Sports and Cultural Affairs	2,632,630.00	6/5/2020	2,632,630.00	Construction of Civil works
KEKS ENTERPRISES	Mombasa -Transport, Infrastructure and Public Works	1,919,868.00	8/23/2018	1,919,868.00	Construction of Civil works
KEYNESS CONSULTING SERVICES LTD	TRANSPORT	4,167,300.00	19-May-17	4,167,300.00	Construction of Civil works
Ladbroskes Enterprise Limited	Mombasa - Finance and Economic Planning	1,905,600.00	4/1/2020	1,905,600.00	Construction of Civil works
M-Craft Builders LTD-	HEALTH	218,754.00	31-Mar-17	218,754.00	Construction of Civil works
MAJESTY CONSTRUCTION	FINANCE	942,626.00	24-Mar-17	942,626.00	Construction of Civil works
MAXMIKA INVESTMENTS	TRANSPORT	209,635.00	2-Apr-17	209,635.00	Construction of Civil works
MAXMIKA INVESTMENTS	TRANSPORT	478,032.00	30-May-18	478,032.00	Construction of Civil works
MKAWUGANGA AND SONS LIMITED-	TRANSPORT	966,800.00	25-May-18	966,800.00	Construction of Civil works
Mkawunganga and Sons Limited	TRANSPORT	743,435.00	29-May-18	743,435.00	Construction

**COUNTY EXECUTIVE OF MOMBASA**  
**Annual Report and Financial Statements**  
**For the year ended June 30, 2021.**

						of Civil works
Mkawunganga and Sons Limited	TRANSPORT	5,040,406.00	31-Jul-18	5,040,406.00		Construction of Civil works
MUUNRAHMAN ENTERPRISES-	TRANSPORT	600,717.00	6-Jul-18	600,717.00		Construction of Civil works
MUWAKI ENTERPRISES LIMITED-	TRANSPORT	681,247.00	23-Apr-18	681,247.00		Construction of Civil works
MVITA AUTO SERVICE	Mombasa - Trade, Tourism and Investments	1,812,140.00	6/30/2020	1,812,140.00		Construction of Civil works
NJUCA CONSOLIDATED COMPANY LIMITED	TRANSPORT	14,716,770.00	22-Dec-16	14,716,770.00		Construction of Civil works
Nolicon Building Construction Co. Limited	TRANSPORT , INFRASTRUCTURE & PUBLIC WORKS	10,919,520.00	4/24/2020	10,919,520.00		Construction of Civil works
PAMO LIMITED	Mombasa -Transport, Infrastructure and Public Works	1,542,173.00	8/4/2018	1,542,173.00		Construction of Civil works
Paribas International (K) LTD	TRANSPORT	275,154.00	23-Mar-17	275,154.00		Construction of Civil works
PEMACA ENTERPRISES-	TRANSPORT	467,091.00	1-Jun-18	467,091.00		Construction of Civil works
QUENCH CANISTA COMPANY LIMITED	LAND ,PHYSICAL PLANNING AND HOUSING	2,950,271.00	5/28/2020	2,950,271.00		Construction of Civil works
REJOMAX HOLDINGS LIMITED	TRANSPORT , INFRASTRUCTURE & PUBLIC WORKS	3,105,266.00	5/26/2020	3,105,266.00		Construction of Civil works

**COUNTY EXECUTIVE OF MOMBASA**  
**Annual Report and Financial Statements**  
**For the year ended June 30, 2021.**

REJOMAX HOLDINGS LIMITED-	FINANCE	1,004,575.00	8-Dec-15	1,004,575.00	Construction of Civil works
RIBU SERVICES KENYA-	Finance and Economic Planning	1,679,000	23-Apr-20	1,679,000	Construction of Civil works
RIBU SERVICES KENYA-	TRANSPORT	573,496.00	31-Jul-18	573,496.00	Construction of Civil works
RIBU SERVICES KENYA-	TRANSPORT	849,912.00	31-Jul-18	849,912.00	Construction of Civil works
Riviera Agencies Limited	Mombasa - Energy,Environment and Waste Management	17,350,000.00	6/4/2020	17,350,000.00	Construction of Civil works
SAHAAH FORWARDERS	Mombasa - Trade,Tourism and Investments	1,911,000.00	7/12/2018	1,911,000.00	Construction of Civil works
SAHAAH FORWARDERS	Mombasa - Trade,Tourism and Investments	1,949,000.00	7/13/2018	1,949,000.00	Construction of Civil works
Saimara Company Suppliers-	TRANSPORT	1,461,498.00	30-Jun-18	1,461,498.00	Construction of Civil works
SALMARA COMPANY SUPPLIERS-	TRANSPORT	905,249.00	31-Jul-18	905,249.00	Construction of Civil works
SCANJECT CONSTRUCTION LTD-	FINANCE	1,255,985.00	10-Nov-17	1,255,985.00	Construction of Civil works
SEAPORT OPERATIONS-	TRANSPORT	727,246.00	30-Jun-18	727,246.00	Construction of Civil works
SHAIAM ENTERPRISES	TRANSPORT	467,110.00	31-May-18	467,110.00	Construction of Civil

**COUNTY EXECUTIVE OF MOMBASA**  
**Annual Report and Financial Statements**  
**For the year ended June 30, 2021.**

						works
Shree Haree Builders-	HEALTH	1,200,626.00	23-Apr-18	1,200,626.00		Construction of Civil works
SKYDOME INVESTMENT LIMITED	TRANSPORT	421,275.00	5-Jun-18	421,275.00		Construction of Civil works
SUPERSERV LIMITED-	TRANSPORT	1,030,295.00	24-May-17	1,030,295.00		Construction of Civil works
SUPERSERV LIMITED-	TRANSPORT	645,692.00	10-Nov-17	645,692.00		Construction of Civil works
TAWFIQ MOHAMED SALIM AND COMPANY LIMITED-	TRANSPORT	863,906.00	23-Apr-18	863,906.00		Construction of Civil works
TAWFIQ MOHAMED SALIM AND COMPANY LIMITED-	TRANSPORT	723,760.00	25-May-18	723,760.00		Construction of Civil works
TAWFIQ MOHAMED SALIM AND COMPANY LIMITED-	TRANSPORT	902,530.00	29-May-18	902,530.00		Construction of Civil works
TAWFIQ MOHAMED SALIM AND COMPANY LIMITED-	FINANCE	1,060,237.00	30-Jun-18	1,060,237.00		Construction of Civil works
TELVIT INTERNATIONAL LIMITED	Mombasa - Youth, Gender and Sports	630,600.00	6/30/2020	630,600.00		Construction of Civil works
TELVIT INTERNATIONAL LIMITED	DEVOLUTION	2,400,000.00	7/11/2018	2,400,000.00		Construction of Civil works
TERSA TRADING ENTERPRISES	TRANSPORT	1,200,000.00	24-Mar-17	1,200,000.00		Construction of Civil works

**COUNTY EXECUTIVE OF MOMBASA**  
**Annual Report and Financial Statements**  
**For the year ended June 30, 2021.**

TOYOTA KENYA LTD	Mombasa - Transport, Infrastructure and Public Works	5,823,000.00	8/6/2018	5,823,000.00	Construction of Civil works
VALUE ENGINEERING CENTRE AND PARTNERS COMPANY LIMITED	HEALTH	1,685,443.00	29-May-18	1,685,443.00	Construction of Civil works
VALUE ENGINEERING CENTRE AND PARTNERS COMPANY LIMITED	TRANSPORT	532,587.00	26-May-18	532,587.00	Construction of Civil works
VALUE ENGINEERING CENTRE AND PARTNERS COMPANY LIMITED	TRANSPORT	839,893.00	31-Jul-18	839,893.00	Construction of Civil works
VALUE ENGINEERING CENTRE AND PARTNERS COMPANY LIMITED	TRANSPORT	839,893.00		839,893.00	Construction of Civil works
Viamala Limited	Mombasa - Agriculture, Fisheries, Livestock and Co-Operatives	3,497,550.00	5/19/2020	3,497,550.00	Construction of Civil works
Zunakhsa Investments	TRANSPORT	478,793.00	29-May-18	478,793.00	Construction of Civil works
Lunar And Marc Limited	Mombasa - Trade, Tourism and Investments	24,009,644.00	24-Nov-20	24,009,644.00	Construction of Civil works
CLASSIC BUILDING WORKS LIMITED	Mombasa - Trade, Tourism and Investments	10,000,000.00	18-Nov-20	10,000,000.00	Construction of Civil works
EUROTIK COMPANY LTD	Mombasa - Health	2,989,000.00	8-Feb-21	2,989,000.00	Construction of Civil works
CHAKCHOGO INVENTORY SOLUTIONS	Mombasa - Education, Information Technology and Mv 2035	2,000,000.00	30-Jun-21	2,000,000.00	Construction of Civil works
JUVAVI ENTERPRISES	Mombasa - Youth, Gender, Sports and Cultural Affairs	2,632,630.00	13-Oct-20	2,632,630.00	Construction of Civil works



**COUNTY EXECUTIVE OF MOMBASA**  
**Annual Report and Financial Statements**  
**For the year ended June 30, 2021.**

						works
MVITA AUTO SERVICE	Mombasa - Devolution and Public Service Administration	3,202,500.00	25-Jun-21	3,202,500.00		Constructio n of Civil works
MVITA AUTO SERVICE	Mombasa - Devolution and Public Service Administration	3,202,500.00	24-Nov-20	3,202,500.00		Constructio n of Civil works
MVITA AUTO SERVICE	Mombasa - Trade, Tourism and Investments	3,042,690.00	24-Nov-20	3,042,690.00		Constructio n of Civil works
Ruami Enterprises Limited	Mombasa - Youth, Gender , Sports and Cultural Affairs	2,724,354.00	13-Oct-20	2,724,354.00		Constructio n of Civil works
Jewela Services Limited	Mombasa - Health	2,513,650.00	23-Dec-20	2,513,650.00		Constructio n of Civil works
MVITA AUTO SERVICE	Mombasa - Trade, Tourism and Investments	2,465,120.00	24-Nov-20	2,465,120.00		Constructio n of Civil works
DOVON LINKS ENTERPRISE	Mombasa - Energy, Environment and Waste Management	3,638,979.35	18-May-21	3,638,979.35		Constructio n of Civil works
Earthworks Investments Ltd	Mombasa - Energy, Environment and Waste Management	990,500.00	18-May-21	990,500.00		Constructio n of Civil works
Earthworks Investments Ltd	Mombasa - Energy, Environment and Waste Management	1,350,000.00	17-May-21	1,350,000.00		Constructio n of Civil works
Crenen Logistics	Mombasa - Energy, Environment and Waste Management	740,475.30	17-May-21	740,475.30		Constructio n of Civil works
DOVON LINKS ENTERPRISE	Mombasa - Energy, Environment and Waste Management	3,281,546.25	18-May-21	3,281,546.25		Constructio n of Civil works
Crenen Logistics	Mombasa - Energy, Environment and Waste Management	3,544,657.45	18-May-21	3,544,657.45		Constructio n of Civil

**COUNTY EXECUTIVE OF MOMBASA**  
**Annual Report and Financial Statements**  
**For the year ended June 30, 2021.**

					works
DOVON LINKS ENTERPRISE	Mombasa - Energy, Environment and Waste Management	1,886,221.50	17-May-21	1,886,221.50	Construction of Civil works
Crenen Logistics	Mombasa - Energy, Environment and Waste Management	2,535,979.00	17-May-21	2,535,979.00	Construction of Civil works
Cornergrade Limited	Mombasa - Energy, Environment and Waste Management	3,508,525.45	18-May-21	3,508,525.45	Construction of Civil works
Crenen Logistics	Mombasa - Energy, Environment and Waste Management	2,520,373.20	18-May-21	2,520,373.20	Construction of Civil works
Cornergrade Limited	Mombasa - Energy, Environment and Waste Management	840,722.80	17-May-21	840,722.80	Construction of Civil works
Earthworks Investments Ltd	Mombasa - Energy, Environment and Waste Management	3,590,500.00	17-May-21	3,590,500.00	Construction of Civil works
DOVON LINKS ENTERPRISE	Mombasa - Energy, Environment and Waste Management	524,151.90	18-May-21	524,151.90	Construction of Civil works
DOVON LINKS ENTERPRISE	Mombasa - Energy, Environment and Waste Management	2,953,936.30	17-May-21	2,953,936.30	Construction of Civil works
Crenen Logistics	Mombasa - Energy, Environment and Waste Management	2,021,614.70	18-May-21	2,021,614.70	Construction of Civil works
Verax Consultancy Limited	Mombasa - County Planning, Land and Housing	3,000,000.00	23-Jun-21	3,000,000.00	Construction of Civil works
Cobnac Supplies Limited	Mombasa - Transport, Infrastructure and Public Works	1,919,819.00	1-Mar-21	1,919,819.00	Construction of Civil works
Emax Bros Superways Generations Ltd	Mombasa - Finance and Economic Planning	6,076,223.00	23-Jun-21	6,076,223.00	Construction of Civil works

**COUNTY EXECUTIVE OF MOMBASA**  
**Annual Report and Financial Statements**  
**For the year ended June 30, 2021.**

Pemaca Enterprises Limited	Mombasa -Transport, Infrastructure and Public Works	1,959,373.75	12-Nov-20	1,959,373.75	Construction of Civil works
Waseem Engineering Limited	Mombasa -Transport, Infrastructure and Public Works	8,884,143.00	11-Jun-21	8,884,143.00	Construction of Civil works
RED GRANITE ENTERPRISES LTD	Mombasa -Transport, Infrastructure and Public Works	5,443,548.00	11-Jun-21	5,443,548.00	Construction of Civil works
Waseem Engineering Limited	Mombasa -Transport, Infrastructure and Public Works	7,262,224.00	11-Jun-21	7,262,224.00	Construction of Civil works
Alqisaa Suppliers Limited	Mombasa - Finance and Economic Planning	3,437,536.00	28-May-21	3,437,536.00	Construction of Civil works
Abujal Business Supplies Limited	Mombasa -Transport, Infrastructure and Public Works	3,648,930.00	4-Jun-21	3,648,930.00	Construction of Civil works
MANACON CONSTRUCTION COMPANY LIMITED	Mombasa -Transport, Infrastructure and Public Works	2,145,131.00	11-Jun-21	2,145,131.00	Construction of Civil works
MANACON CONSTRUCTION COMPANY LIMITED	Mombasa -Transport, Infrastructure and Public Works	2,145,131.00	18-Jun-21	2,145,131.00	Construction of Civil works
Jaygon agencies company limited	Mombasa -Transport, Infrastructure and Public Works	3,875,119.00	4-Jun-21	3,875,119.00	Construction of Civil works
Inst Investments Limited	Mombasa -Transport, Infrastructure and Public Works	2,057,189.00	24-Jun-21	2,057,189.00	Construction of Civil works
Pemaca Enterprises Limited	Mombasa -Transport, Infrastructure and Public Works	7,685,990.85	4-Jun-21	7,685,990.85	Construction of Civil works
Lunar And Marc Limited	Mombasa - Trade, Tourism and Investments	6,348,150.00	12-May-21	6,348,150.00	Construction of Civil works

**COUNTY EXECUTIVE OF MOMBASA**  
**Annual Report and Financial Statements**  
**For the year ended June 30, 2021.**

						works
Lunar And Marc Limited	Mombasa - Trade,Tourism and Investments	6,348,150.00	12-May-21	6,348,150.00		Constructio n of Civil works
Lunar And Marc Limited	Mombasa - Trade,Tourism and Investments	6,790,795.00	12-May-21	6,790,795.00		Constructio n of Civil works
Lunar And Marc Limited	Mombasa - Trade,Tourism and Investments	6,790,795.00	12-May-21	6,790,795.00		Constructio n of Civil works
Inst Investments Limited	Mombasa - Finance and Economic Planning	8,461,154.00	4-Jun-21	8,461,154.00		Constructio n of Civil works
Oac Works And Services Limited	Mombasa -Transport, Infrastructure and Public Works	3,408,979.40	30-Jun-21	3,408,979.40		Constructio n of Civil works
Oac Works And Services Limited	Mombasa -Transport, Infrastructure and Public Works	3,408,979.40	25-Jun-21	3,408,979.40		Constructio n of Civil works
SKYVILL ENTERPRISES LIMITED	Mombasa -Transport, Infrastructure and Public Works	6,014,097.80	28-Jun-21	6,014,097.80		Constructio n of Civil works
SKYVILL ENTERPRISES LIMITED	Mombasa -Transport, Infrastructure and Public Works	6,014,097.80	28-Jun-21	6,014,097.80		Constructio n of Civil works
SKYVILL ENTERPRISES LIMITED	Mombasa -Transport, Infrastructure and Public Works	6,214,097.80	28-Jun-21	6,214,097.80		Constructio n of Civil works
SKYVILL ENTERPRISES LIMITED	Mombasa -Transport, Infrastructure and Public Works	6,214,097.80	28-Jun-21	6,214,097.80		Constructio n of Civil works
SKYVILL ENTERPRISES LIMITED	Mombasa -Transport, Infrastructure and Public Works	6,693,371.50	28-Jun-21	6,693,371.50		Constructio n of Civil works
SKYVILL ENTERPRISES LIMITED	Mombasa -Transport, Infrastructure and Public Works	6,693,371.50	28-Jun-21	6,693,371.50		Constructio n of Civil

**COUNTY EXECUTIVE OF MOMBASA**  
**Annual Report and Financial Statements**  
**For the year ended June 30, 2021.**

						works
BAMBURI GIVING HOPE AGENCIES	Mombasa -Transport, Infrastructure and Public Works	8,348,432.50	30-Jun-21	8,348,432.50		Constructio n of Civil works
Lunar And Marc Limited	Mombasa - Finance and Economic Planning	2,812,700.00	23-Dec-20	2,812,700.00		Constructio n of Civil works
ZEINA VENTURES (E.A) LIMITED	Mombasa -Transport, Infrastructure and Public Works	1,689,000.00	4-Jun-21	1,689,000.00		Constructio n of Civil works
ADEQUATE MACHINERY CONSTRUCTION COMPANY LIMITED	Mombasa - Finance and Economic Planning	3,306,330.00	31-May-21	3,306,330.00		Constructio n of Civil works
BENKEN HYGIENE SERVICES LIMITED	Mombasa - Finance and Economic Planning	996,640.00	1-Oct-20	996,640.00		Constructio n of Civil works
Modern Mobility Limited	Mombasa - County Planning, Land and Housing	2,342,560.00	18-Jun-21	2,342,560.00		Constructio n of Civil works
Al-raqii East Africa Limited	Mombasa - County Planning, Land and Housing	3,910,000.00	9-Dec-20	3,910,000.00		Constructio n of Civil works
Modern Mobility Limited	Mombasa - County Planning, Land and Housing	2,780,000.00	18-Jun-21	2,780,000.00		Constructio n of Civil works
Crescent Merchant Limited	Mombasa - Youth, Gender , Sports and Cultural Affairs	3,029,921.00	18-Jun-21	3,029,921.00		Constructio n of Civil works
Aijo Investments Limited	Mombasa - Energy,Environment and Waste Management	930,000.00	31-May-21	930,000.00		Constructio n of Civil works
OPTISAT(EA)LIMITED	Mombasa -Transport, Infrastructure and Public Works	3,871,900.00	11-Jun-21	3,871,900.00		Constructio n of Civil works
Pemaca Enterprises Limited	Mombasa - Finance and Economic Planning	561,186.40	7-May-21	561,186.40		Constructio n of Civil

**COUNTY EXECUTIVE OF MOMBASA**  
**Annual Report and Financial Statements**  
**For the year ended June 30, 2021.**

					works
MAXMIKA INVESTMENTS LTD	Mombasa -Transport, Infrastructure and Public Works	6,610,328.10	30-Jun-21	6,610,328.10	Constructio n of Civil works
Hararghe General Enterprises Ltd	Mombasa -Transport, Infrastructure and Public Works	3,857,700.00	4-Dec-20	3,857,700.00	Constructio n of Civil works
Bafagih Construction Limited	Mombasa - Finance and Economic Planning	4,155,147.00	24-May-21	4,155,147.00	Constructio n of Civil works
UMMA ENGINEERING COMPANY LIMITED	Mombasa -Transport, Infrastructure and Public Works	5,617,305.00	28-Jun-21	5,617,305.00	Constructio n of Civil works
UMMA ENGINEERING COMPANY LIMITED	Mombasa -Transport, Infrastructure and Public Works	5,617,305.00	28-Jun-21	5,617,305.00	Constructio n of Civil works
Conrad Logistics Limited	Mombasa -Transport, Infrastructure and Public Works	4,817,537.80	28-Jun-21	4,817,537.80	Constructio n of Civil works
Waseem Engineering Limited	Mombasa -Transport, Infrastructure and Public Works	6,949,106.60	11-Jun-21	6,949,106.60	Constructio n of Civil works
Oncord Enterprises Limited	Mombasa -Transport, Infrastructure and Public Works	8,450,600.00	29-Jun-21	8,450,600.00	Constructio n of Civil works
Universal Trends Limited	Mombasa - Finance and Economic Planning	690,276.50	30-Jun-21	690,276.50	Constructio n of Civil works
Blwwa Tech Limited	Mombasa - Finance and Economic Planning	6,283,726.60	31-May-21	6,283,726.60	Constructio n of Civil works
BAMBURI GIVING HOPE AGENCIES	Mombasa -Transport, Infrastructure and Public Works	6,767,874.00	27-May-21	6,767,874.00	Constructio n of Civil works
Bluffdale Limited	Mombasa -Transport, Infrastructure and Public Works	3,418,773.20	30-Jun-21	3,418,773.20	Constructio n of Civil works

**COUNTY EXECUTIVE OF MOMBASA**  
**Annual Report and Financial Statements**  
**For the year ended June 30, 2021.**

Emax Bros Superways Generations Ltd	Mombasa -Transport, Infrastructure and Public Works	6,740,734.00	23-Jun-21	6,740,734.00	Construction of Civil works
Archi-sepectra Enterprises Ltd	Mombasa -Transport, Infrastructure and Public Works	3,710,625.00	30-Jun-21	3,710,625.00	Construction of Civil works
Nexus Development Limited	Mombasa -Transport, Infrastructure and Public Works	4,739,767.30	30-Jun-21	4,739,767.30	Construction of Civil works
Earthworks Investments Ltd	Mombasa -Transport, Infrastructure and Public Works	5,980,905.40	28-Jun-21	5,980,905.40	Construction of Civil works
Tuli Investments Limited	Mombasa -Transport, Infrastructure and Public Works	3,376,453.05	30-Jun-21	3,376,453.05	Construction of Civil works
Tuli Investments Limited	Mombasa -Transport, Infrastructure and Public Works	3,719,961.30	30-Jun-21	3,719,961.30	Construction of Civil works
Tuli Investments Limited	Mombasa -Transport, Infrastructure and Public Works	3,376,453.05	30-Jun-21	3,376,453.05	Construction of Civil works
Tuli Investments Limited	Mombasa -Transport, Infrastructure and Public Works	3,719,961.30	30-Jun-21	3,719,961.30	Construction of Civil works
COXWELL EXPRESS CO. LTD	Mombasa -Transport, Infrastructure and Public Works	6,117,218.10	30-Jun-21	6,117,218.10	Construction of Civil works
A/OJO CO(K) LIMITED	Mombasa -Transport, Infrastructure and Public Works	4,803,974.65	30-Jun-21	4,803,974.65	Construction of Civil works
Kay And K Investment (k) Limited	Mombasa -Transport, Infrastructure and Public Works	3,627,204.10	30-Jun-21	3,627,204.10	Construction of Civil works
Pemmacca General Supplier And Construction (k) Limited	Mombasa -Transport, Infrastructure and Public Works	4,280,335.40	25-Jun-21	4,280,335.40	Construction of Civil works

**COUNTY EXECUTIVE OF MOMBASA**  
**Annual Report and Financial Statements**  
**For the year ended June 30, 2021.**

Pemmacca General Supplier And Construction (k) Limited	Mombasa -Transport, Infrastructure and Public Works	4,280,335.40	25-Jun-21	4,280,335.40	works
Pemmacca General Supplier And Construction (k) Limited	Mombasa -Transport, Infrastructure and Public Works	4,435,551.00	25-Jun-21	4,435,551.00	Constructio n of Civil works
Pemmacca General Supplier And Construction (k) Limited	Mombasa -Transport, Infrastructure and Public Works	4,435,551.00	25-Jun-21	4,435,551.00	Constructio n of Civil works
Qiyam Enterprises Limited	Mombasa -Transport, Infrastructure and Public Works	4,911,172.40	29-Jun-21	4,911,172.40	Constructio n of Civil works
Qiyam Enterprises Limited	Mombasa -Transport, Infrastructure and Public Works	4,911,172.40	29-Jun-21	4,911,172.40	Constructio n of Civil works
Oncord Enterprises Limited	Mombasa -Transport, Infrastructure and Public Works	3,543,651.80	30-Jun-21	3,543,651.80	Constructio n of Civil works
Mohre And moore Investment Limited	Mombasa -Transport, Infrastructure and Public Works	4,742,287.50	30-Jun-21	4,742,287.50	Constructio n of Civil works
Nolicon Building Construction Co. Limited	Mombasa -Transport, Infrastructure and Public Works	3,484,508.90	29-Jun-21	3,484,508.90	Constructio n of Civil works
ADALLE ENTERPRISES LIMITED	Mombasa -Transport, Infrastructure and Public Works	3,384,613.30	30-Jun-21	3,384,613.30	Constructio n of Civil works
MIFASHEM GENERAL SUPPLIES LIMITED	Mombasa -Transport, Infrastructure and Public Works	4,723,333.50	30-Jun-21	4,723,333.50	Constructio n of Civil works
Haggan Company Limited	Mombasa -Transport, Infrastructure and Public Works	2,922,317.00	30-Jun-21	2,922,317.00	Constructio n of Civil works
DOLPHINE FREIGHTERS LIMITED	Mombasa -Transport, Infrastructure and Public Works	2,729,530.20	30-Jun-21	2,729,530.20	Constructio n of Civil



**COUNTY EXECUTIVE OF MOMBASA**  
**Annual Report and Financial Statements**  
**For the year ended June 30, 2021.**

						works
Hanifa Agencies Limited	Mombasa -Transport, Infrastructure and Public Works	4,238,309.45	25-Jun-21	4,238,309.45		Constructio n of Civil works
Hanifa Agencies Limited	Mombasa -Transport, Infrastructure and Public Works	3,696,840.30	25-Jun-21	3,696,840.30		Constructio n of Civil works
KIWAMU AFRICANA AGENCIES LIMITED	Mombasa -Transport, Infrastructure and Public Works	4,101,587.50	28-Jun-21	4,101,587.50		Constructio n of Civil works
MUWAKI ENTERPRISES LIMITED	Mombasa -Transport, Infrastructure and Public Works	3,156,783.55	28-Jun-21	3,156,783.55		Constructio n of Civil works
MAKI AND SONS CONSTRUCTION CO.LIMITED	Mombasa -Transport, Infrastructure and Public Works	3,832,843.30	30-Jun-21	3,832,843.30		Constructio n of Civil works
REJOMAX HOLDINGS LIMITED	Mombasa -Transport, Infrastructure and Public Works	3,824,136.50	25-Jun-21	3,824,136.50		Constructio n of Civil works
REJOMAX HOLDINGS LIMITED	Mombasa -Transport, Infrastructure and Public Works	3,824,136.50	25-Jun-21	3,824,136.50		Constructio n of Civil works
REJOMAX HOLDINGS LIMITED	Mombasa -Transport, Infrastructure and Public Works	3,187,203.25	25-Jun-21	3,187,203.25		Constructio n of Civil works
REJOMAX HOLDINGS LIMITED	Mombasa -Transport, Infrastructure and Public Works	3,187,203.25	25-Jun-21	3,187,203.25		Constructio n of Civil works
MACBO LOGISTICS	Mombasa -Transport, Infrastructure and Public Works	5,888,529.55	28-Jun-21	5,888,529.55		Constructio n of Civil works
GRAZHEIM COMPANY LIMITED	Mombasa -Transport, Infrastructure and Public Works	3,346,765.40	29-Jun-21	3,346,765.40		Constructio n of Civil works
ROMA COLLECTIONS	Mombasa -Transport, Infrastructure and Public Works	5,676,415.80	29-Jun-21	5,676,415.80		Constructio n of Civil

**COUNTY EXECUTIVE OF MOMBASA**  
**Annual Report and Financial Statements**  
**For the year ended June 30, 2021.**

						works
ROMA COLLECTIONS	Mombasa -Transport, Infrastructure and Public Works	5,676,415.80	29-Jun-21	5,676,415.80		Constructio n of Civil works
Tracon Limited	Mombasa -Transport, Infrastructure and Public Works	5,279,584.00	30-Jun-21	5,279,584.00		Constructio n of Civil works
BAMBURI GIVING HOPE AGENCIES	Mombasa -Transport, Infrastructure and Public Works	6,378,421.00	4-Dec-20	6,378,421.00		Constructio n of Civil works
ISMECK VENTURES LIMITED	Mombasa -Transport, Infrastructure and Public Works	6,796,588.00	4-Dec-20	6,796,588.00		Constructio n of Civil works
Alama Construction Limited	Mombasa - Finance and Economic Planning	7,635,700.00	31-May-21	7,635,700.00		Constructio n of Civil works
AJOJO CO(K) LIMITED	Mombasa -Transport, Infrastructure and Public Works	4,992,903.00	12-Nov-20	4,992,903.00		Constructio n of Civil works
Biwwa Tech Limited	Mombasa - Finance and Economic Planning	6,403,726.60	31-May-21	6,403,726.60		Constructio n of Civil works
Biwwa Tech Limited	Mombasa - Finance and Economic Planning	7,375,176.60	31-May-21	7,375,176.60		Constructio n of Civil works
Inst Investments Limited	Mombasa - Finance and Economic Planning	8,239,418.40	30-Jun-21	8,239,418.40		Constructio n of Civil works
Qwe Limited	Mombasa - Finance and Economic Planning	1,318,164.40	30-Jun-21	1,318,164.40		Constructio n of Civil works
STRATEGY ENGINEERING COMPANY LIMITED	Mombasa -Transport, Infrastructure and Public Works	4,734,527.80	30-Jun-21	4,734,527.80		Constructio n of Civil works
STRATEGY ENGINEERING COMPANY LIMITED	Mombasa -Transport, Infrastructure and Public Works	4,734,527.80	30-Jun-21	4,734,527.80		Constructio n of Civil

**COUNTY EXECUTIVE OF MOMBASA**  
**Annual Report and Financial Statements**  
**For the year ended June 30, 2021.**

						works
Sosbila Trading Company Limited	Mombasa -Transport, Infrastructure and Public Works	5,227,643.00	30-Jun-21	5,227,643.00		Constructio n of Civil works
Sosbila Trading Company Limited	Mombasa -Transport, Infrastructure and Public Works	5,227,643.00	30-Jun-21	5,227,643.00		Constructio n of Civil works
VALUE ENGINEERING CENTRE AND PARTNERS COMPANY LIMITED	Mombasa - Finance and Economic Planning	2,148,484.35	13-Apr-21	2,148,484.35		Constructio n of Civil works
OPTISAT(EA)LIMITED	Mombasa -Transport, Infrastructure and Public Works	3,683,205.30	28-Jun-21	3,683,205.30		Constructio n of Civil works
Mosswood Limited	Mombasa - Finance and Economic Planning	582,334.50	7-May-21	582,334.50		Constructio n of Civil works
KIWAMU AFRICANA AGENCIES LIMITED	Mombasa - Finance and Economic Planning	1,277,075.40	7-May-21	1,277,075.40		Constructio n of Civil works
Pemaca Enterprises Limited	Mombasa - Finance and Economic Planning	725,910.20	7-May-21	725,910.20		Constructio n of Civil works
KIWAMU AFRICANA AGENCIES LIMITED	Mombasa - Finance and Economic Planning	516,844.40	7-May-21	516,844.40		Constructio n of Civil works
ADEQUATE MACHINERY CONSTRUCTION COMPANY LIMITED	Mombasa - Finance and Economic Planning	987,669.55	13-Apr-21	987,669.55		Constructio n of Civil works
Qwe Limited	Mombasa - Finance and Economic Planning	547,549.60	7-May-21	547,549.60		Constructio n of Civil works
Kisowe Suppliers Limited	Mombasa - Finance and Economic Planning	7,380,300.00	31-May-21	7,380,300.00		Constructio n of Civil works
Qwe Limited	Mombasa - Finance and Economic Planning	648,557.10	13-Apr-21	648,557.10		Constructio n of Civil

**COUNTY EXECUTIVE OF MOMBASA**  
**Annual Report and Financial Statements**  
**For the year ended June 30, 2021.**

						works
Kisowe Suppliers Limited	Mombasa - Finance and Economic Planning	6,182,096.45	31-May-21	6,182,096.45		Constructio n of Civil works
COUNCIL OF GOVERNORS	Mombasa - Finance and Economic Planning	3,449,060.00	7-Jan-21	3,449,060.00		Constructio n of Civil works
CURNERA LOGISTICS COMPANY	Mombasa - Youth, Gender , Sports and Cultural Affairs	2,767,134.00	16-Oct-20	2,767,134.00		Constructio n of Civil works
Bridgewood Company Limited	Mombasa - Finance and Economic Planning	1,597,200.00	31-May-21	1,597,200.00		Constructio n of Civil works
ALCO CONTRACTORS LIMITED	Mombasa - Health	3,926,900.00	13-Jan-21	3,926,900.00		Constructio n of Civil works
Borbada Enterprises Limited	Mombasa - Health	3,999,665.00	18-Jan-21	3,999,665.00		Constructio n of Civil works
LOMBARDO ENTERPRISES	Mombasa - Trade, Tourism and Investments	3,968,620.00	6-May-21	3,968,620.00		Constructio n of Civil works
OLLREGGY INVESTMENT	Mombasa - Youth, Gender , Sports and Cultural Affairs	1,164,923.00	10-Dec-20	1,164,923.00		Constructio n of Civil works
BAKKAH CONSTRUCTION ROADS AND ELECTRICAL ENGINEERING LIMITED	Mombasa - Health	1,754,697.00	24-Jun-21	1,754,697.00		Constructio n of Civil works
RIGOH MERCHANTS LIMITED	Mombasa - Youth, Gender , Sports and Cultural Affairs	3,849,380.00	9-Dec-20	3,849,380.00		Constructio n of Civil works
Roma Maritime Limited	Mombasa - Finance and Economic Planning	384,600.00	7-May-21	384,600.00		Constructio n of Civil works
UMMA ENGINEERING COMPANY LIMITED	Mombasa - Transport, Infrastructure and Public Works	10,380,883.00	28-Jun-21	10,380,883.00		Constructio n of Civil

**COUNTY EXECUTIVE OF MOMBASA**  
**Annual Report and Financial Statements**  
**For the year ended June 30, 2021.**

UNDERSEAS MERCHANTS	Mombasa -Transport, Infrastructure and Public Works	3,654,985.00	4-Jun-21	3,654,985.00	works
<b>TOTAL</b>		<b>811,393,660.15</b>		<b>1,696,820.00</b>	<b>809,696,840.15</b>
					<b>75,421,788.00</b>

**Supply of Goods**

TRADING PARTNER	OPERAIING UNIT	ORIGINAL AMOUNT	DATE	PAID	BALANCE 2020-2021	BALANCE 2019-2020	REMARKS
NATION MEDIA GROUP LIMITED	FINANCE	135,135.00	5-Apr-17	135,135.00			Supply of Goods
NATION MEDIA GROUP LIMITED	FINANCE	313,390.00	21-Mar-17	313,390.00			Supply of Goods
STUNNAR INVESTMENTS LIMITED	GOVERNOR'S OFFICE	807,844.00	5/5/2020	807,844.00			Supply of Goods
WAREED INVESTMENTS LIMITED	YOUTH	859,000.00	25-May-18	859,000.00			Supply of Goods
ZESH KENYA LIMITED	TRANSPORT , INFRASTRUCTURE & PUBLIC WORKS	1,075,000.00	5/5/2020	1,075,000.00			Supply of Goods
ZESH KENYA LIMITED	TRANSPORT , INFRASTRUCTURE & PUBLIC WORKS	1,852,500.00	5/5/2020	1,852,500.00			Supply of Goods
AFYAVET AGROVET SUPPLIES	Finance and Economic Planning	85,230.00	6/30/2020			85,230.00	Supply of Goods
AGRICULTURAL SOCIETY OF KENYA	FINANCE	327,600.00	20-Mar-17			327,600.00	Supply of Goods
AJ CALEBS investment limited	FINANCE	270,000.00	26-Mar-17			270,000.00	Supply of Goods
AL-KHALIQ ENTERPRISES LTD-	TRANSPORT	388,150.00	17-Mar-17			388,150.00	Supply of Goods
ANLAR INVESTMENTS	HEALTH	540,000.00	10/23/2018			540,000.00	Supply of Goods
ARIFPRIME AGENCY LIMITED	Finance and Economic Planning	616,000.00	4/5/2020			616,000.00	Supply of Goods
Autobase Trading	Mombasa - Finance and Economic Planning	1,975,000.00	3/23/1993			1,975,000.00	Supply of Services
BAKAR AGENCIES LIMITED-BAMBURI GIVING HOPE AGENCIES	YOUTH	1,009,450.00	15-May-17			1,009,450.00	Supply of Goods
	TRANSPORT	399,670.00	7-Jun-18			399,670.00	Supply of Goods

**COUNTY EXECUTIVE OF MOMBASA**  
**Annual Report and Financial Statements**  
**For the year ended June 30, 2021.**

BASHRAHIL PRINTERS	YOUTH	1,911,000.00		1,911,000.00	Supply of Goods
BASHRAHIL PRINTERS	Youth, Gender and Sports	1,910,000.00	5/16/2017	1,910,000.00	Supply of Goods
BENHEVI INTERNATIONAL	HEALTH	350,000.00	6/5/2018	350,000.00	Supply of Goods
better hour investment	DEVOLUTION AND PUBLIC SERVICES ADMINISTRATION	990,000.00	4/17/2019	990,000.00	Supply of Goods
Brinker Investment Limited	Mombasa - Agriculture, Fisheries, Livestock and Co-Operatives	18,062,672.00	10/9/2019	18,062,672.00	Supply of Goods
CADILLA TRADELINK LIMITED	YOUTH ,GENDER ,SPORTS AND CULTURAL AFFAIRS	1,137,931.00	5/5/2020	1,137,931.00	Supply of Goods
CANLIP INTERNATIONAL LTD	YOUTH ,GENDER ,SPORTS AND CULTURAL AFFAIRS	425,000.00	5/5/2020	425,000.00	Supply of Goods
CANLIP INTERNATIONAL LTD	YOUTH ,GENDER ,SPORTS AND CULTURAL AFFAIRS	873,000.00	5/5/2020	873,000.00	Supply of Goods
CITY BLUE HOTEL SUITES	DEVOLUTION AND PUBLIC SERVICES ADMINISTRATION	450,000.00	5/5/2020	450,000.00	Supply of Goods
CLASSIC 105 FM	FINANCE	400,084.00	6-Jun-18	400,084.00	Supply of Goods
CODEPRO SYSTEMS	YOUTH ,GENDER ,SPORTS AND CULTURAL AFFAIRS	1,845,000.00	5/9/2019	1,845,000.00	Supply of Goods
CREATIVEDGE SOLUTION	YOUTH ,GENDER ,SPORTS AND CULTURAL AFFAIRS	107,060.00	5/27/2015	107,060.00	Supply of Goods
DAECO CONSTRUCTION LIMITED	YOUTH	1,640,880.00	19-Jun-17	1,640,880.00	Supply of Goods
DIAMONDGATE GENERAL TRADERS LIMITED	FINANCE	541,783.00	25-May-18	541,783.00	Supply of Goods
DOLPHIN GLOBAL VENTURES LIMITED	FINANCE	424,164.00	4-Jun-18	424,164.00	Supply of Goods
DOPESTAR ENTERPRISES	Mombasa - Finance and Economic Planning	1,103,900.00	10/30/2019	1,103,900.00	Supply of Goods
EINS CONSTRUCTION AND SUPPLIES LIMITED	TRANSPORT	922,256.00	14-Mar-17	922,256.00	Supply of Goods
EINS CONSTRUCTION AND SUPPLIES LIMITED	TRANSPORT	950,144.00	30-Jul-18	950,144.00	Supply of Goods
Federation of Kenya Employers	FINANCE	125,000.00	7-Apr-17	125,000.00	Supply of Goods
FHAVIRU INVESTMENT	Mombasa - Finance and Economic Planning	892,000.00	10/13/2018	892,000.00	Supply of Goods
FUSAM INVESTMENTS LIMITED	TRANSPORT	881,260.00	25-May-18	881,260.00	Supply of Goods
FUSAM INVESTMENTS LIMITED	TRANSPORT	452,760.00	2-Jun-18	452,760.00	Supply of Goods
Garden View General	FINANCE	210,517.00	1-Apr-17	210,517.00	Supply of Goods

**COUNTY EXECUTIVE OF MOMBASA**  
**Annual Report and Financial Statements**  
**For the year ended June 30, 2021.**

Ventures Limited						Goods
GRAZHEIM COMPANY LIMITED	YOUTH	494,767.00	24-Mar-17	494,767.00		Supply of Goods
Greatcom Agencies-	TRANSPORT Mombasa -Transport, Infrastructure and Public Works	694,798.00	10-Nov-17	694,798.00		Supply of Goods
HIBA CONSTRUCTION	Mombasa -Transport, Infrastructure and Public Works	1,800,000.00	11/29/2018	1,800,000.00		Supply of Goods
ISLAND UNIFORMS	Mombasa -Transport, Infrastructure and Public Works	2,000,000.00	5/27/2019	2,000,000.00		Supply of Goods
ISLAND UNIFORMS	Mombasa -Transport, Infrastructure and Public Works	3,000,000.00	5/26/2019	3,000,000.00		Supply of Goods
Jamalulayl Suppliers and Construction	TRANSPORT	582,843.00	14-Mar-17	582,843.00		Supply of Goods
Jamalulayl Suppliers and Construction	TRANSPORT	680,512.00	24-Mar-17	680,512.00		Supply of Goods
Jamalulayl Suppliers and Construction	TRANSPORT	615,475.00	13-Nov-17	615,475.00		Supply of Goods
Jamalulayl Suppliers and Construction	TRANSPORT	484,203.00	28-May-18	484,203.00		Supply of Goods
Jamalulayl Suppliers and Construction	TRANSPORT	837,178.00	29-May-18	837,178.00		Supply of Goods
Jamalulayl Suppliers and Construction	TRANSPORT	975,880.00	29-May-18	975,880.00		Supply of Goods
Jamalulayl Suppliers and Construction	TRANSPORT	747,181.00		747,181.00		Supply of Goods
Jamalulayl Supplies and construction limited	TRANSPORT	230,416.00	27-Mar-17	230,416.00		Supply of Goods
Jamalulayl Supplies and construction limited	TRANSPORT	111,140.00	15-Apr-17	111,140.00		Supply of Goods
Jedel Enterprises LTD	TRANSPORT	517,150.00	30-Jul-18	517,150.00		Supply of Goods
KENYA SCHOOL OF GOVERNMENT MSA	DEVOLUTION AND PUBLIC SERVICES ADMINISTRATION	140,360.00	11/19/2019	140,360.00		Supply of Goods
KILINDINI TRAVEL CENTRE LIMITED	FINANCE	367,200.00	19-Mar-17	367,200.00		Supply of Goods
Kipevu Construction Company	YOUTH	2,000,000.00	4-Jun-18	2,000,000.00		Supply of Goods
LET IT GROW AFRICA LIMITED	YOUTH	573,600.00	4-Jun-18	573,600.00		Supply of Goods
Lezar Limited	Mombasa - Finance and Economic Planning	48,320.00	2/24/2020	48,320.00		Supply of Goods
Madzayo Mrima and Jadi Advocates	FINANCE	522,000.00	10-Nov-17	522,000.00		Supply of Goods

**COUNTY EXECUTIVE OF MOMBASA**  
**Annual Report and Financial Statements**  
**For the year ended June 30, 2021.**

Madzayo Mrima and Jadi Advocates	YOUTH	580,000.00	4-Jun-18	580,000.00	Supply of Goods
Madzayo Mrima and Jadi Advocates	YOUTH	928,000.00	30-Jun-18	928,000.00	Supply of Goods
MAIRA AGENCIES	YOUTH	550,929.00	30-Jun-18	550,929.00	Supply of Goods
MAJESTY CONSTRUCTION	TRANSPORT	737,180.00	19-Jun-17	737,180.00	Supply of Goods
MAJESTY CONSTRUCTION	TRANSPORT	890,800.00	30-Jun-18	890,800.00	Supply of Goods
MEDIAMAX NETWORK LIMITED	FINANCE	165,000.00	4-Apr-17	165,000.00	Supply of Goods
MEDIAMAX NETWORK LIMITED	YOUTH	812,000.00	26-May-18	812,000.00	Supply of Goods
MERU CENTRAL DAIRY CO OPERATIVE UNION LIMITED	EDUDEVNOV191	6,628,104.00	11/21/2019	6,628,104.00	Supply of Goods
MERU CENTRAL DAIRY CO OPERATIVE UNION LIMITED	EDUDEVDEC193	10,830,876.00	12/20/2019	10,830,876.00	Supply of Goods
MERU CENTRAL DAIRY CO OPERATIVE UNION LIMITED	EDUDEVDEC194	13,518,162.00	12/20/2019	13,518,162.00	Supply of Goods
MERU CENTRAL DAIRY CO OPERATIVE UNION LIMITED	EDUDEVDEC192	16,748,802.00	12/13/2019	16,748,802.00	Supply of Goods
MKAWUGANGA AND SONS LIMITED-	TRANSPORT	971,812.00	30-Jun-18	971,812.00	Supply of Goods
Mkawunganga and Sons Limited	TRANSPORT	615,979.00	12-Nov-17	615,979.00	Supply of Goods
Mkawunganga and Sons Limited	TRANSPORT	665,997.00	25-May-18	665,997.00	Supply of Goods
Mkawunganga and Sons Limited	TRANSPORT	764,556.00	25-May-18	764,556.00	Supply of Goods
MODERN SOAP FACTORY LTD	Mombasa - Energy,Environment and Waste Management	2,440,435.00	9/22/2018	2,440,435.00	Supply of Goods
MOMAC TRADERS	Mombasa - Devolution and Public Service Administration	32,866.38	9/13/2018	32,866.38	Supply of Goods
MOMAC TRADERS	Mombasa - Devolution and Public Service Administration	590,178.00	9/7/2018	590,178.00	Supply of Goods
MOTA SERVICES STATION	Mombasa - Finance and Economic Planning	6,039,680.00	10/4/2018	6,039,680.00	Supply of Goods
MUWAKI ENTERPRISES LIMITED-	TRANSPORT	863,659.00	24-Mar-17	863,659.00	Supply of Goods
MUWAKI ENTERPRISES LIMITED-	TRANSPORT	638,535.00	11-Nov-17	638,535.00	Supply of Goods
MUWAKI ENTERPRISES LIMITED-	TRANSPORT	565,078.00	29-May-18	565,078.00	Supply of Goods
MUWAKI ENTERPRISES	TRANSPORT	858,462.00	30-Jun-18	858,462.00	Supply of Goods



**COUNTY EXECUTIVE OF MOMBASA**  
**Annual Report and Financial Statements**  
**For the year ended June 30, 2021.**

LIMITED-					Goods
Mvita Auto Service	FINANCE	272,800.00	24-Mar-17	272,800.00	Supply of Goods
MVITA AUTO SERVICE	FINANCE	398,276.00	14-Mar-17	398,276.00	Supply of Goods
Mwangemi Enterprises	FINANCE	303,031.00	22-Mar-17	303,031.00	Supply of Goods
MWANGI NJENGA AND COMPANY ADVOCATES	FINANCE	491,007.00	26-May-18	491,007.00	Supply of Goods
NORTH COAST BEACH HOTEL	FINANCE	132,759.00	6-Apr-17	132,759.00	Supply of Goods
NORTH COAST BEACH HOTEL	FINANCE	488,362.00	27-May-18	488,362.00	Supply of Goods
PEMACA ENTERPRISES-	TRANSPORT	720,039.00	26-May-18	720,039.00	Supply of Goods
PINLESS	HEALTH	433,284.00	8/16/2018	433,284.00	Supply of Goods
REJOMAX HOLDINGS LIMITED-	TRANSPORT	896,483.00	19-Jun-17	896,483.00	Supply of Goods
REJOMAX HOLDINGS LIMITED-	TRANSPORT	845,724.00		845,724.00	Supply of Goods
RIBU SERVICES KENYA-	TRANSPORT	876,809.00	22-May-17	876,809.00	Supply of Goods
RIBU SERVICES KENYA-	TRANSPORT	979,060.00	4-Jun-18	979,060.00	Supply of Goods
RIBU SERVICES KENYA-	TRANSPORT	916,744.00		916,744.00	Supply of Goods
ROXCON	HEALTH	728,974.00	9/26/2019	728,974.00	Supply of Goods
SAHAAH FORWARDERS LIMITED	YOUTH	1,877,586.00	31-Jul-18	1,877,586.00	Supply of Goods
SALMARA COMPANY SUPPLIERS-	TRANSPORT	918,841.00	4-Jun-18	918,841.00	Supply of Goods
SEAPORT OPERATIONS-	TRANSPORT	757,915.00	30-Jun-18	757,915.00	Supply of Goods
SEAPORT OPERATIONS-	TRANSPORT	1,068,460.00	30-Jun-18	1,068,460.00	Supply of Goods
SEAPORT OPERATIONS-	TRANSPORT	1,201,466.00	30-Jul-18	1,201,466.00	Supply of Goods
SHIFA CHEM LTD	Mombasa - Agriculture, Fisheries, Livestock and Co-Operatives	12,275.00	9/2/2018	12,275.00	Supply of Goods
SHIFA CHEM LTD	Mombasa - Agriculture, Fisheries, Livestock and Co-Operatives	40,940.00	9/1/2018	40,940.00	Supply of Goods

**COUNTY EXECUTIVE OF MOMBASA**  
**Annual Report and Financial Statements**  
**For the year ended June 30, 2021.**

SHIFA CHEM LTD	Mombasa - Agriculture, Fisheries, Livestock and Co-Operatives	70,050.00	6/27/2015	70,050.00	Supply of Goods
SKYDOME INVEST LIMITED	Mombasa - Devolution and Public Service Administration	123,505.00	2/8/2019	123,505.00	Supply of Goods
SKYDOME INVEST LIMITED	Mombasa - Devolution and Public Service Administration	1,294,900.00	9/8/2018	1,294,900.00	Supply of Goods
SOLLITES KENYA LTD	TRANSPORT , INFRASTRUCTURE & PUBLIC WORKS	525,000.00	5/5/2020	525,000.00	Supply of Goods
SOLLITES KENYA LTD	TRANSPORT , INFRASTRUCTURE & PUBLIC WORKS	578,000.00	5/5/2020	578,000.00	Supply of Goods
SUPER SIX G ENTERPRISES LIMITED	YOUTH	946,000.00	23-Apr-18	946,000.00	Supply of Goods
SUPERSEV LIMITED-TAWFIQ MOHAMED SALIM AND COMPANY LIMITED-	TRANSPORT	952,483.00	22-May-17	952,483.00	Supply of Goods
TESAFA ENTERPRISES	YOUTH	821,163.00	25-May-18	821,163.00	Supply of Goods
THE STAR	LAND ,PHYSICAL PLANNING AND HOUSING	990,000.00	5/5/2020	990,000.00	Supply of Goods
Tonwin Electronics-	FINANCE AND ECONOMIC PLANNING	348,000.00	5/5/2020	348,000.00	Supply of Goods
TOYOTA KENYA	YOUTH	119,125.00	10-Apr-17	119,125.00	Supply of Goods
TRACON LIMITED	Mombasa - Finance and Economic Planning	11,947,710.00	9/28/2018	11,947,710.00	Supply of Goods
TRESAL	ENVIRONMENT ,WASTE MANAGEMENT AND ENERGY	646,000.00	3/3/2015	646,000.00	Supply of Goods
COMMUNICATIONS	Mombasa - Finance and Economic Planning	358,328.00	10/2/2018	358,328.00	Supply of Goods
TRIZA INVESTMENTS	Mombasa - Finance and Economic Planning	191,250.00	10/7/2018	191,250.00	Supply of Goods
UNDERSEA MERCHANTS	Finance and Economic Planning	95,020.00	2/9/2017	95,020.00	Supply of Goods
USTLORA ENTERPRISES LTD	Mombasa - Trade,Tourism and Investments	84,634.00	11/17/2018	84,634.00	Supply of Goods
VALUE ENGINEERING CENTRE AND PARTNERS COMPANY LIMITED	TRANSPORT	166,087.00	3-Apr-17	166,087.00	Supply of Goods
WILLIAM PRINCE INVESTMENT	ENVIRONMENT ,WASTE MANAGEMENT AND ENERGY	750,000.00	5/5/2020	750,000.00	Supply of Goods
YESALA ENTERPRISES	Mombasa - Finance and Economic Planning	224,970.00	10/3/2018	224,970.00	Supply of Goods
ZESH KENYA LIMITED	TRANSPORT , INFRASTRUCTURE & PUBLIC WORKS	735,000.00	5/5/2020	735,000.00	Supply of Goods
Zunakhsa Investments	TRANSPORT	747,616.00	4-Jun-18	747,616.00	Supply of Goods

**COUNTY EXECUTIVE OF MOMBASA**  
**Annual Report and Financial Statements**  
**For the year ended June 30, 2021.**

KHALIF SUPPLIES LIMITED	Mombasa - Trade, Tourism and Investments	759,000.00	9-Dec-20	759,000.00	Supply of Goods
Medionics Healthcare Limited	Mombasa - Health	1,500,000.00	30-Jun-21	1,500,000.00	Supply of Goods
SAHAAH FOWARDERS LIMITED	Mombasa - Transport, Infrastructure and Public Works	1,980,100.00	22-Oct-20	1,980,100.00	Supply of Goods
ZESH K. LTD	Mombasa - Finance and Economic Planning	749,050.00	10-Feb-21	749,050.00	Supply of Goods
BLOOMINGTON LIMITED	Mombasa - Finance and Economic Planning	1,600,000.00	30-Jun-21	1,600,000.00	Supply of Goods
PWANI OIL PRODUCTS LTD	Mombasa - Finance and Economic Planning	11,685,422.00	30-Oct-20	11,685,422.00	Supply of Goods
Nwel Tric Investments	Mombasa - Youth, Gender, Sports and Cultural Affairs	1,139,411.00	25-May-21	1,139,411.00	Supply of Goods
MACRO STEPS ENTERPRISES	Mombasa - Health	50,700.00	25-Jun-21	50,700.00	Supply of Goods
JKEM INVESTMENT	Mombasa - Health	2,994,400.00	25-Jun-21	2,994,400.00	Supply of Goods
ZEINA VENTURES (E.A) LIMITED	Mombasa - Health	2,505,000.00	25-Jun-21	2,505,000.00	Supply of Goods
BENBROOK LIMITED	Mombasa - Finance and Economic Planning	2,400,000.00	30-Jun-21	2,400,000.00	Supply of Goods
RIPCORD ENTERPRISES LIMITED	Mombasa - Finance and Economic Planning	2,325,000.00	30-Jun-21	2,325,000.00	Supply of Goods
RENTRE INVESTMENTS LIMITED	Mombasa - Energy, Environment and Waste Management	1,385,100.00	12-Nov-20	1,385,100.00	Supply of Goods
CROWN MOTORS GROUP LIMITED	Mombasa - Finance and Economic Planning	5,581,800.00	16-Oct-20	5,581,800.00	Supply of Goods
FHAVIRU INVESTMENT	Mombasa - Youth, Gender, Sports and Cultural Affairs	858,260.00	29-Apr-21	858,260.00	Supply of Goods
LADESTRO TRADING LIMITED	Mombasa - Trade, Tourism and Investments	709,995.05	9-Dec-20	709,995.05	Supply of Goods
T And L Solutions Kenya Limited	Mombasa - Education, Information Technology and Mv 2035	1,855,000.00	6-May-21	1,855,000.00	Supply of Goods
Brinker Investment Limited	Mombasa - Agriculture, Fisheries, Livestock and Cooperatives	18,062,671.80	16-Oct-20	18,062,671.80	Supply of Goods
Trinity General Services	Mombasa - Transport, Infrastructure and Public Works	1,998,000.00	25-Feb-21	1,998,000.00	Supply of Goods
RIATEM INVESTMENTS	Mombasa - Transport, Infrastructure and Public	1,090,000.00	27-Apr-21	1,090,000.00	Supply of Goods

**COUNTY EXECUTIVE OF MOMBASA**  
**Annual Report and Financial Statements**  
**For the year ended June 30, 2021.**

Works						
LOOLZ INTERNATIONAL LIMITED	Mombasa - Education, Information Technology and Mv 2035	1,993,787.00	4-Jun-21	1,993,787.00	Supply of Goods	
Kyland Logistics Limited	Mombasa - Devolution and Public Service Administration	1,500,000.00	24-Sep-20	1,500,000.00	Supply of Goods	
SAROPIS TRADING LIMITED	Mombasa - County Planning, Land and Housing	1,000,000.00	17-Feb-21	1,000,000.00	Supply of Goods	
GOSHEN INTERNATIONAL LIMITED	Mombasa - Education, Information Technology and Mv 2035	1,114,500.00	18-May-21	1,114,500.00	Supply of Goods	
Guduri Enterprises Limited	Mombasa - Energy, Environment and Waste Management	800,000.00	10-May-21	800,000.00	Supply of Goods	
TWO IN ONE AGENCIES STONEWAY	Mombasa - Health	231,250.00	24-Jun-21	231,250.00	Supply of Goods	
CONSTRUCTION CO. LIMITED	Mombasa - Energy, Environment and Waste Management	2,350,000.00	31-May-21	2,350,000.00	Supply of Goods	
RAGMOD VENTURES	Mombasa - Agriculture, Fisheries, Livestock and Co-Operatives	1,679,195.00	3-Jun-21	1,679,195.00	Supply of Goods	
Adricom Limited	Mombasa - Trade, Tourism and Investments	2,970,000.00	6-May-21	2,970,000.00	Supply of Goods	
WORLD GROUPAGE (K) SERVICES LTD	Mombasa - Trade, Tourism and Investments	2,096,580.00	6-Apr-21	2,096,580.00	Supply of Goods	
DIAMONDGATE GENERAL TRADERS LIMITED	Mombasa - Health	2,045,000.00	28-Jun-21	2,045,000.00	Supply of Goods	
JESSEN STEPS INVESTMENT	Mombasa - Health	1,010,000.00	28-Jun-21	1,010,000.00	Supply of Goods	
MWIDANI INVESTMENT	Mombasa - Education, Information Technology and Mv 2035	962,350.00	30-Jun-21	962,350.00	Supply of Goods	
ORIDENT AGENCIES LIMITED	Mombasa - Trade, Tourism and Investments	2,500,000.00	25-Jun-21	2,500,000.00	Supply of Goods	
Jaygon agencies company limited	Mombasa - Trade, Tourism and Investments	2,990,000.00	6-May-21	2,990,000.00	Supply of Goods	
Simlaw Seeds Company Limited	Mombasa - Agriculture, Fisheries, Livestock and Co-Operatives	1,300,000.00	19-May-21	1,300,000.00	Supply of Goods	
Simlaw Seeds Company Limited	Mombasa - Agriculture, Fisheries, Livestock and Co-Operatives	1,110,000.00	19-May-21	1,110,000.00	Supply of Goods	
SAROPIS TRADING LIMITED	Mombasa - Finance and Economic Planning	2,500,000.00	10-May-21	2,500,000.00	Supply of Goods	

**COUNTY EXECUTIVE OF MOMBASA**  
**Annual Report and Financial Statements**  
**For the year ended June 30, 2021.**

WAMATI SERVICES LIMITED	Mombasa - Agriculture, Fisheries, Livestock and Co-Operatives	1,840,000.00	13-Oct-20	1,840,000.00	Supply of Goods
Modernzeal Solutions	Mombasa - Health	86,100.00	30-Jun-21	86,100.00	Supply of Goods
Exomart Supplies Ltd	Mombasa - Education, Information Technology and Mv 2035	1,900,000.00	16-Jun-21	1,900,000.00	Supply of Goods
COUNCIL OF GOVERNORS	Mombasa - Finance and Economic Planning	12,146,250.00	7-Jan-21	12,146,250.00	Supply of Goods
BENBROOK LIMITED	Mombasa - Finance and Economic Planning	2,395,840.00	30-Jun-21	2,395,840.00	Supply of Goods
Brookston Limited	Mombasa - Finance and Economic Planning	1,049,182.00	25-May-21	1,049,182.00	Supply of Goods
MWIDANI INVESTMENT	Mombasa - Education, Information Technology and Mv 2035	994,000.00	30-Jun-21	994,000.00	Supply of Goods
Avma Limited	Mombasa - Education, Information Technology and Mv 2035	1,828,200.00	18-May-21	1,828,200.00	Supply of Goods
SOLLITES KENYA LTD	Mombasa - Finance and Economic Planning	1,683,400.00	25-May-21	1,683,400.00	Supply of Goods
ZESH KENYA LTD	Mombasa - Finance and Economic Planning	1,937,200.00	25-May-21	1,937,200.00	Supply of Goods
SOLLITES KENYA LTD	Mombasa - Transport, Infrastructure and Public Works	175,000.00	15-Dec-20	175,000.00	Supply of Goods
COASTAL INNOVATORS LIMITED	Mombasa - Trade, Tourism and Investments	616,220.00	2-Oct-20	616,220.00	Supply of Goods
COASTAL INNOVATORS LIMITED	Mombasa - Trade, Tourism and Investments	622,370.00	24-Sep-20	622,370.00	Supply of Goods
Melvit Holdings Limited	Mombasa - Devolution and Public Service Administration	2,200,000.00	31-May-21	2,200,000.00	Supply of Goods
Yustur Company Limited	Mombasa - Finance and Economic Planning	2,957,250.00	28-May-21	2,957,250.00	Supply of Goods
M4 Consultancy And Enterprises Limited	Mombasa - Youth, Gender, Sports and Cultural Affairs	550,050.00	9-Dec-20	550,050.00	Supply of Goods
Southern Port Engineering Services Limited	Mombasa - Devolution and Public Service Administration	1,800,000.00	30-Apr-21	1,800,000.00	Supply of Goods
Fhavian Enterprises Limited	Mombasa - Agriculture, Fisheries, Livestock and Co-Operatives	495,230.00	31-May-21	495,230.00	Supply of Goods
Naisunyal Contractors Limited	Mombasa - Finance and Economic Planning	2,021,500.00	28-May-21	2,021,500.00	Supply of Goods
SALMAD ENTERPRISE	Mombasa - Agriculture,	870,000.00	29-Apr-21		Supply of Goods

**COUNTY EXECUTIVE OF MOMBASA**  
**Annual Report and Financial Statements**  
**For the year ended June 30, 2021.**

	Fisheries, Livestock and Co-Operatives			870,000.00				
ZESH K. LTD	Mombasa -Transport, Infrastructure and Public Works	1,995,000.00	15-Dec-20	1,995,000.00				Supply of Goods
ZESH K. LTD	Mombasa -Transport, Infrastructure and Public Works	1,000,000.00	19-May-21	1,000,000.00				Supply of Goods
Domiroyal Merchants Africa Limited	Mombasa - The Executive Investments	1,945,500.00	28-May-21	1,945,500.00				Supply of Goods
MWIDANI INVESTMENT	Mombasa - Finance and Economic Planning	166,200.00	6-May-21	166,200.00				Supply of Goods
Elmsgrove Holdings Ltd	Mombasa - Finance and Economic Planning	600,000.00	8-Dec-20	600,000.00				Supply of Goods
Brookston Limited	Mombasa - Finance and Economic Planning	2,995,900.00	31-May-21	2,995,900.00				Supply of Goods
SOLLITES KENYA LTD	Mombasa - Public Service Board	700,000.00	8-Feb-21	700,000.00				Supply of Goods
SAROPIS TRADING LIMITED	Mombasa - Finance and Economic Planning	267,750.00	3-Jun-21	267,750.00				Supply of Goods
SAROPIS TRADING LIMITED	Mombasa - Finance and Economic Planning	852,900.00	3-Jun-21	852,900.00				Supply of Goods
Bisha Pwani And Company Limited	Mombasa - The Executive	933,900.00	18-May-21	933,900.00				Supply of Goods
NIFTIQUE GENERAL SUPPLIERS LIMITED	Mombasa - Energy, Environment and Waste Management	2,300,000.00	6-May-21	2,300,000.00				Supply of Goods
NIFTIQUE GENERAL SUPPLIERS LIMITED	Mombasa - Energy, Environment and Waste Management	2,500,000.00	6-May-21	2,500,000.00				Supply of Goods
Guduri Enterprises Limited	Mombasa - Energy, Environment and Waste Management	2,650,000.00	10-May-21	2,650,000.00				Supply of Goods
Guduri Enterprises Limited	Mombasa - Energy, Environment and Waste Management	1,295,980.00	10-May-21	1,295,980.00				Supply of Goods
Guduri Enterprises Limited	Mombasa - Energy, Environment and Waste Management	1,295,980.00	10-May-21	1,295,980.00				Supply of Goods
ZESH K. LTD	Mombasa - Finance and Economic Planning	436,500.00	8-Feb-21	436,500.00				Supply of Goods
BEACH SAFI LIMITED	Mombasa - Education, Information Technology and Mv 2035	2,600,000.00	4-Jun-21	2,600,000.00				Supply of Goods
BEACH SAFI LIMITED	Mombasa - Education, Information	7,145,434.00	4-Jun-21	7,145,434.00				Supply of Goods

**COUNTY EXECUTIVE OF MOMBASA**  
**Annual Report and Financial Statements**  
**For the year ended June 30, 2021.**

Technology and Mv 2035						
BEACH SAFI LIMITED	Mombasa - Education, Information Technology and Mv 2035	2,480,552.00	4-Jun-21	2,480,552.00		Supply of Goods
Phytax International Ltd	Mombasa - Health	175,719.00	24-Jun-21	175,719.00		Supply of Goods
SAROPIS TRADING LIMITED	Mombasa - Finance and Economic Planning	800,000.00	10-May-21	800,000.00		Supply of Goods
NETHCON CONTAINER SOLUTIONS LIMITED	Mombasa - Health	5,999,970.00	11-Dec-20	5,999,970.00		Supply of Goods
SAHAAH FOWARDERS LIMITED	Mombasa -Transport, Infrastructure and Public Works	1,999,999.00	1-Dec-20	1,999,999.00		Supply of Goods
ZESH K. LTD	Mombasa - Youth, Gender, Sports and Cultural Affairs	340,000.00	18-Jan-21	340,000.00		Supply of Goods
KENYA MEDICAL SUPPLIES AUTHORITY	Mombasa - Health	7,799,429.15	30-Jun-21	7,799,429.15		Supply of Goods
<b>TOTAL</b>		<b>350,022,246.38</b>		<b>5,042,869.00</b>	<b>597,555,244.23</b>	<b>118,778,760.38</b>

*Supply of Services*

TRADING PARTNER	OPERAIING UNIT	ORIGINAL AMOUNT	DATE	PAID	BALANCE 2020-2021	BALANCE 2019-2020	REMARKS
VIVASOUL ENTERPRISES	TRANSPORT , INFRASTRUCTURE & PUBLIC WORKS	150,500.00	5/5/2020	150,500.00			Supply of Services
NATION MEDIA GROUP LIMITED	Finance and Economic Planning	212,280.00	3/21/2017	212,280.00			Supply of Services
VIVASOUL ENTERPRISES	TRANSPORT & INFRASTRUCTURE	216,000.00	5/5/2020	216,000.00			Supply of Services
Gree-go Africa Limited-	EXECUTIVE	226,405.00	19-May-17	226,405.00			Supply of Services
Gree-go Africa Limited-	EXECUTIVE	226,405.00	29-May-18	226,405.00			Supply of Services
NATION MEDIA GROUP LIMITED	EDUCATION ,ICT & MV 2035	237,600.00	5/5/2020	237,600.00			Supply of Services
ROMA COLLECTIONS	Mombasa - Finance and Economic Planning	247,800.00	9/11/2019	247,800.00			Supply of Services
ROMA COLLECTIONS	Mombasa - Finance and Economic Planning	259,412.00	9/11/2019	259,412.00			Supply of Services
NATION MEDIA GROUP LIMITED	FINANCE AND ECONOMIC PLANNING	281,000.00	5/5/2020	281,000.00			Supply of Services

**COUNTY EXECUTIVE OF MOMBASA**  
**Annual Report and Financial Statements**  
**For the year ended June 30, 2021.**

LOMBARDO ENTERPRISES	Mombasa - The Executive	324,328.00	4/22/2015	324,328.00	Supply of Services
ROMA COLLECTIONS	Mombasa - Finance and Economic Planning	325,000.00	5/4/2015	325,000.00	Supply of Services
ROMA COLLECTIONS	Mombasa - Finance and Economic Planning	339,256.00	1/5/2016	339,256.00	Supply of Services
Gridsure Limited	Mombasa - The Executive	400,000.00	11/17/2018	400,000.00	Supply of Services
NATION MEDIA GROUP LIMITED	FINANCE AND ECONOMIC PLANNING	460,520.00	5/5/2020	460,520.00	Supply of Services
NATION MEDIA GROUP LIMITED	EDUCATION ,ICT & MV 2035	506,000.00	5/5/2020	506,000.00	Supply of Services
LOMBARDO ENTERPRISES	Mombasa -Transport, Infrastructure and Public Works	517,896.00	5/5/2020	517,896.00	Supply of Services
PARIBAS INTERNATIONAL (K)LTD	Mombasa -Transport, Infrastructure and Public Works	583,400.00	7/15/2027	583,400.00	Supply of Services
Aijo Investments Limited	Mombasa - Finance and Economic Planning	603,000.00	6/17/2028	603,000.00	Supply of Services
LOMBARDO ENTERPRISES	Mombasa - The Executive	636,000.00	1/7/1930	636,000.00	Supply of Services
RIPCORD ENTERPRISES LTD	TRADE,TOURISM & INVESTMENT	645,644.00	5/5/2019	645,644.00	Supply of Services
Aijo Investments Limited	Mombasa - Devolution and Public Service Administration	695,620.00	7/4/1998	695,620.00	Supply of Services
LIZUMA SUPPLIES	LAND ,PHYSICAL PLANNING AND HOUSING	750,000.00	6/14/2019	750,000.00	Supply of Services
Ladbrokes Enterprise Limited	Mombasa - Finance and Economic Planning	798,080.00	6/30/2020	798,080.00	Supply of Services
TESAFA ENTERPRISE	Mombasa - County Planning, Land and Housing	830,000.00	7/15/2017	830,000.00	Supply of Services
AL RAQII EAST AFRICA LTD	AGRICULTURE ,LIVESTOCK & FISHERIES	840,000.00	5/5/2018	840,000.00	Supply of Services
Starnways General Supplies and Equipments Limited	Mombasa - Finance and Economic Planning	936,234.00	3/10/1944	936,234.00	Supply of Services
LUPERK ENTERPRISES	YOUTH ,GENDER ,SPORTS AND CULTURAL AFFAIRS	1,092,000.00	4/5/2020	1,092,000.00	Supply of Services
SOMSHA COLLECTIONS AND INVESTMENTS	Mombasa - Finance and Economic Planning	1,108,500.00	4/28/1952	1,108,500.00	Supply of Services
Benjam Insurance Agency	Mombasa - Energy,Environment and Waste Management	1,180,000.00	5/5/2020	1,180,000.00	Supply of Services
Aijo Investments Limited	Mombasa - Agriculture, Fisheries, Livestock and Co-Operatives	1,298,250.00	4/12/1961	1,298,250.00	Supply of Services



**COUNTY EXECUTIVE OF MOMBASA**  
**Annual Report and Financial Statements**  
**For the year ended June 30, 2021.**

CARRIBBEAN OCCASION	Mombasa - The Executive	1,384,000.00	5/5/2020	1,384,000.00	Supply of Services
Tezzo Logistics Limited	Mombasa - Finance and Economic Planning	1,483,350.00	1/7/1970	1,483,350.00	Supply of Services
Adricom Limited	Mombasa - County Planning, Land and Housing	1,485,000.00	2/4/1970	1,485,000.00	Supply of Services
LIZUMA SUPPLIES	LAND ,PHYSICAL PLANNING AND HOUSING	1,582,000.00	6/14/2019	1,582,000.00	Supply of Services
Costa (K) Limited	YOUTH ,GENDER ,SPORTS AND CULTURAL AFFAIRS	1,643,200.00	1/14/2020	1,643,200.00	Supply of Services
LIZUMA SUPPLIES	LAND ,PHYSICAL PLANNING AND HOUSING	1,645,000.00	6/14/2019	1,645,000.00	Supply of Services
PORTWAYS GENERAL SERVICES	ENVIRONMENT ,WASTE MANAGEMENT AND ENERGY	1,680,000.00	5/5/2020	1,680,000.00	Supply of Services
Mkanzi Company Limited	Mombasa - The Executive	1,750,000.00	8/9/1982	1,750,000.00	Supply of Services
LUCKY TECH SOLUTIONS	Mombasa - Finance and Economic Planning	1,785,400.00	4/10/2019	1,785,400.00	Supply of Services
Adhama Agencies	Mombasa - Finance and Economic Planning	1,860,000.00	10/18/2019	1,860,000.00	Supply of Services
CAPITAL GRAPHICS LTD	Mombasa - The Executive	1,980,000.00	5/5/2020	1,980,000.00	Supply of Services
UBERHILL LIMITED	Mombasa - The Executive	1,980,000.00	5/5/2020	1,980,000.00	Supply of Services
Benjam Insurance Agency	Mombasa -	1,985,000.00	5/5/2020	1,985,000.00	Supply of Services
NANU ENTERPRISES LIMITED	Energy,Environment and Waste Management	2,235,150.00	5/5/2020	2,235,150.00	Supply of Services
Grand Park Limited	Mombasa - The Executive	2,384,720.00	7/25/2019	2,384,720.00	Supply of Services
Modern Mobility Limited	Mombasa - County Planning, Land and Housing	2,494,000.00	9/22/2017	2,494,000.00	Supply of Services
Aijo Investments Limited	Mombasa - Devolution and Public Service Administration	2,609,040.00	6/22/2020	2,609,040.00	Supply of Services
Kaereny Construction Limited	Mombasa - Finance and Economic Planning	3,454,866.00	1/30/2020	3,454,866.00	Supply of Services
MVITA AUTO SERVICES	TRANSPORT , INFRASTRUCTURE & PUBLIC WORKS	3,819,800.00	4/5/2020	3,819,800.00	Supply of Services
SAWAZISHA ENTERPRISES LIMITED	Mombasa - Finance and Economic Planning	4,357,192.00	9/13/2019	4,357,192.00	Supply of Services
KENYA POWER AND LIGHTING COMPANY LIMITED	Mombasa -Transport, Infrastructure and Public Works	16,814,963.00	9/28/2019	16,814,963.00	Supply of Services
AGA KHAN HOSPITAL MOMBASA	Mombasa - Health	40,237.00	5/5/2020	40,237.00	Supply of Services

**COUNTY EXECUTIVE OF MOMBASA**  
**Annual Report and Financial Statements**  
**For the year ended June 30, 2021.**

KHATIB AND COMPANY ADVOCATES	Mombasa - Devolution and Public Service Administration	43,201.00	5/5/2020	43,201.00	Supply of Services
KHATIB AND COMPANY ADVOCATES	Mombasa - Devolution and Public Service Administration	48,905.00	5/5/2020	48,905.00	Supply of Services
ALMO TRADING COMPANY	Mombasa - Trade, Tourism and Investments	67,030.00	2/28/2003	67,030.00	Supply of Services
ALMO TRADING COMPANY	Mombasa - Trade, Tourism and Investments	68,788.00	3/31/2003	68,788.00	Supply of Services
MEDIAMAX NETWORK LTD KENYA SCHOOL OF GOVERNMENT - LOWER KARETE	Finance and Economic Planning	69,600.00	5/5/2020	69,600.00	Supply of Services
NANAK MECHANICAL THE STANDARD GROUP LIMITED	Mombasa - Finance and Economic Planning	78,880.00	9/21/2003	78,880.00	Supply of Services
KHATIB AND COMPANY ADVOCATES	TRADE, TOURISM & INVESTMENT	84,100.00	5/5/2020	84,100.00	Supply of Services
capital niche	Mombasa - Finance and Economic Planning	88,160.00	2/28/2004	88,160.00	Supply of Services
CAPTAIN ANDYS FISHING	Mombasa - Devolution and Public Service Administration	118,903.00	5/5/2020	118,903.00	Supply of Services
RICHMIND TREASURES	finance and Economic Planning	120,000.00	6/30/2020	120,000.00	Supply of Services
MEDIAMAX NETWORK LTD	Mombasa - Agriculture, Fisheries, Livestock and Co-Operatives	120,000.00	12/16/2018	120,000.00	Supply of Services
MEDIAMAX NETWORK LTD	Mombasa - Finance and Economic Planning	137,547.00	5/5/2020	137,547.00	Supply of Services
THE STANDARD GROUP LIMITED	COUNTY PUBLIC SERVICES BOARD	174,000.00	2/3/2020	174,000.00	Supply of Services
THE STANDARD GROUP LIMITED	COUNTY PUBLIC SERVICES BOARD	174,000.00	5/5/2020	174,000.00	Supply of Services
THE STANDARD GROUP LIMITED	Mombasa - Finance and Economic Planning	177,480.00	27/03/202	177,480.00	Supply of Services
THE STANDARD GROUP LIMITED	Mombasa - Finance and Economic Planning	177,480.00	5/17/2020	177,480.00	Supply of Services
THE STANDARD GROUP LIMITED	Mombasa - Finance and Economic Planning	177,480.00	5/5/2020	177,480.00	Supply of Services
THE STANDARD GROUP LIMITED	Mombasa - Finance and Economic Planning	177,480.00	5/5/2020	177,480.00	Supply of Services
ALMO TRADING COMPANY	Mombasa - Trade, Tourism and Investments	178,930.00	6/11/2008	178,930.00	Supply of Services
PROMAX LTD	YOUTH ,GENDER ,SPORTS AND CULTURAL AFFAIRS	197,250.00	12/20/2019	197,250.00	Supply of Services
LYNKAD ENTERPRISES	TRANSPORT , INFRASTRUCTURE & PUBLIC WORKS	197,736.00	5/5/2020	197,736.00	Supply of Services
the Mombasa club	DEVOLUTION AND PUBLIC SERVICES ADMINISTRATION	263,850.00	9/30/2020	263,850.00	Supply of Services

**COUNTY EXECUTIVE OF MOMBASA**  
**Annual Report and Financial Statements**  
**For the year ended June 30, 2021.**

MEDIAMAX NETWORK LTD	COUNTY PUBLIC SERVICES BOARD	290,000.00	5/5/2020	290,000.00	Supply of Services
HARAGHE GENERAL ENTERPRISES LTD	ENVIRONMENT ,WASTE MANAGEMENT AND ENERGY DEVOLUTION AND PUBLIC SERVICES ADMINISTRATION	311,808.00	12/5/2020	311,808.00	Supply of Services
KENYA SCHOOL OF LAW	Mombasa - Finance and Economic Planning	325,020.00	1/26/2020	325,020.00	Supply of Services
YAMU INVESTMENT THE STANDARD GROUP LIMITED	Mombasa - Finance and Economic Planning	326,400.00	5/28/2015	326,400.00	Supply of Services
LYNKAD ENTERPRISES AGRICULTURAL SOCIETY OF KENYA	TRANSPORT , INFRASTRUCTURE & PUBLIC WORKS	336,400.00	5/5/2020	336,400.00	Supply of Services
AGRICULTURAL SOCIETY OF KENYA	Finance and Economic Planning	358,958.00	5/5/2020	358,958.00	Supply of Services
AGRICULTURAL SOCIETY OF KENYA	Finance and Economic Planning	363,600.00	2/20/2020	363,600.00	Supply of Services
MVITA AUTOPARTS	TRANSPORT , INFRASTRUCTURE & PUBLIC WORKS	374,500.00	2/20/2020	374,500.00	Supply of Services
ALMO TRADING COMPANY	Mombasa - Trade,Tourism and Investments	377,300.00	5/5/2020	377,300.00	Supply of Services
ANAFARID ENTERPRISES	YOUTH ,GENDER ,SPORTS AND CULTURAL AFFAIRS	412,815.00	6/26/2019	412,815.00	Supply of Services
THE STANDARD GROUP LIMITED	Mombasa - Finance and Economic Planning	437,400.00	5/5/2020	437,400.00	Supply of Services
ORIDENT AGENCIES LIMITED	Mombasa - Trade,Tourism and Investments	481,400.00	5/5/2020	481,400.00	Supply of Services
LYNKAD ENTERPRISES	TRANSPORT , INFRASTRUCTURE & PUBLIC WORKS	486,000.00	12/9/2022	486,000.00	Supply of Services
ANFARID ENTERPRISES	YOUTH ,GENDER ,SPORTS AND CULTURAL AFFAIRS	489,930.00	5/5/2020	489,930.00	Supply of Services
VIPINGO RIDGE LIMITED	Mombasa - Finance and Economic Planning	530,000.00	5/5/2020	530,000.00	Supply of Services
SOLLITES KENYA LTD	TRANSPORT , INFRASTRUCTURE & PUBLIC WORKS	540,500.00	7/5/2025	540,500.00	Supply of Services
MEMDEL VENTURES	Mombasa - Finance and Economic Planning	609,675.00	5/5/2020	609,675.00	Supply of Services
FHAVIAN ENTERPRISES	EDUCATION ,ICT & MV 2035	626,017.00	5/5/2020	626,017.00	Supply of Services
PAMO LIMITED	TRANSPORT , INFRASTRUCTURE & PUBLIC WORKS	653,500.00	5/5/2020	653,500.00	Supply of Services
SAHAAH FOWARDERS LIMITED	Mombasa - County Planning, Land and Housing	674,192.00	5/5/2020	674,192.00	Supply of Services
RUAMI ENTERPRISES LTD	DEVOLUTION AND PUBLIC SERVICES ADMINISTRATION	750,000.00	5/27/1935	750,000.00	Supply of Services
VIVASOUL ENTERPRISES	TRANSPORT , INFRASTRUCTURE & PUBLIC WORKS	757,640.00	5/5/2020	757,640.00	Supply of Services
		808,124.00	5/5/2020	808,124.00	Supply of Goods

**COUNTY EXECUTIVE OF MOMBASA**  
**Annual Report and Financial Statements**  
**For the year ended June 30, 2021.**

AGULISH INVESTMEST	YOUTH ,GENDER ,SPORTS AND CULTURAL AFFAIRS	861,000.00	5/5/2020	861,000.00	Supply of Services
RAPHMIDI INVESTMENTS LTD	Mombasa - County Planning, Land and Housing	880,000.00	8/13/2019	880,000.00	Supply of Services
CAPITAL GRAPHICS LTD	Mombasa - County Planning, Land and Housing	900,000.00	5/5/2020	900,000.00	Supply of Services
KAMACHI AGENCIES	Mombasa - Finance and Economic Planning	969,000.00	9/26/1945	969,000.00	Supply of Services
Verax Consultancy Limited	Mombasa - County Planning, Land and Housing	980,000.00	10/11/1938	980,000.00	Supply of Services
Sitwa Enterprises Limited	Mombasa - Agriculture, Fisheries, Livestock and Co-Operatives	989,782.00	9/20/1946	989,782.00	Supply of Services
ABUMBA GENERAL SUPPLIES	Mombasa - Youth, Gender , Sports and Cultural Affairs	1,000,000.00	3/15/1947	1,000,000.00	Supply of Services
LONIK KENYA LIMITED	Mombasa - The Executive	1,000,000.00	3/15/1947	1,000,000.00	Supply of Services
V CHOKAA AND COMPANY ADVOCATES	Mombasa - Devolution and Public Service Administration	1,000,000.00	9/24/2019	1,000,000.00	Supply of Services
SAHAHAH FORWARDS LIMITED	TRADE,TOURISM & INVESTMENT	1,066,500.00	5/5/2020	1,066,500.00	Supply of Services
Naisunyai Contractors Limited	Mombasa - Finance and Economic Planning	1,100,000.00	12/3/1951	1,100,000.00	Supply of Services
Tolinas Limited	Mombasa - County Planning, Land and Housing	1,100,000.00	12/3/1951	1,100,000.00	Supply of Services
Capital Graphics Limited	Mombasa - The Executive	1,160,000.00	10/3/1954	1,160,000.00	Supply of Services
Trinity General Services	Mombasa - Finance and Economic Planning	1,187,000.00	10/21/2019	1,187,000.00	Supply of Services
LUCKY TECH SOLUTIONS	Mombasa - Finance and Economic Planning	1,208,000.00	4/10/2019	1,208,000.00	Supply of Services
FHAVIAN ENTERPRISES	DEVOLUTION AND PUBLIC SERVICES ADMINISTRATION	1,215,000.00	5/5/2020	1,215,000.00	Supply of Services
AGRICULTURAL SOCIETY OF KENYA	Finance and Economic Planning	1,219,600.00	6/30/2020	1,219,600.00	Supply of Services
PORTWAYS GENERAL SERVICES	ENVIRONMENT ,WASTE MANAGEMENT AND ENERGY	1,230,000.00	5/5/2020	1,230,000.00	Supply of Services
Modern Mobility Limited	Mombasa - County Planning, Land and Housing	1,300,000.00	2/2/2020	1,300,000.00	Supply of Services
MANGELES ENTERPRISES	TRANSPORT & INFRASTRUCTURE	1,330,638.00	5/5/2020	1,330,638.00	Supply of Services
Heli Limited	Mombasa - Energy,Environment and Waste Management	1,350,000.00	9/21/2019	1,350,000.00	Supply of Services
ORIENT AGENCIES LIMITED	Mombasa - Trade,Tourism and Investments	1,350,000.00	9/21/2019	1,350,000.00	Supply of Services

**COUNTY EXECUTIVE OF MOMBASA**  
**Annual Report and Financial Statements**  
**For the year ended June 30, 2021.**

MAZAM INVESTMENTS LIMITED	Mombasa - Devolution and Public Service Administration	1,356,030.00	9/12/2019	1,356,030.00	Supply of Services
Sea Riches International Limited	Mombasa - Devolution and Public Service Administration	3,900,000.00	4/2/2020	3,900,000.00	Supply of Services
LAUGH INDUSTRY	Mombasa - The Executive Mombasa - Energy, Environment and Waste Management	1,400,000.00	5/5/2020	1,400,000.00	Supply of Services
Benjam Insurance Agency	Mombasa - Devolution and Public Service Administration	1,430,500.00	5/5/2020	1,430,500.00	Supply of Services
Brilliant Technologies (k) Limited	Mombasa - Devolution and Public Service Administration	1,500,000.00	9/14/2019	1,500,000.00	Supply of Services
Mufaab Limited	Mombasa - The Executive	1,500,000.00	10/21/1970	1,500,000.00	Supply of Services
AGULISH INVESTMENT	YOUTH ,GENDER ,SPORTS AND CULTURAL AFFAIRS	1,563,000.00	5/5/2020	1,563,000.00	Supply of Services
SANHEED TRADING	AGRICULTURE ,LIVESTOCK & FISHERIES	1,565,000.00	10/26/2018	1,565,000.00	Supply of Services
Azmir Construction And Supplies Limited	Mombasa - Finance and Economic Planning	1,517,100.00	6/11/2019	1,517,100.00	Supply of Services
BESTLINE INSURANCE AGENCY	TRANSPORT , INFRASTRUCTURE & PUBLIC WORKS	1,600,000.00	5/5/2020	1,600,000.00	Supply of Services
CRENEN LOGISTICS	YOUTH ,GENDER ,SPORTS AND CULTURAL AFFAIRS	1,617,000.00	5/5/2020	1,617,000.00	Supply of Services
THE STANDARD GROUP LIMITED	Mombasa - Finance and Economic Planning	1,624,000.00	8/28/1976	1,624,000.00	Supply of Services
FHAVIRU INVESTMENT	Mombasa - County Planning, Land and Housing	1,639,360.00	5/5/2020	1,639,360.00	Supply of Services
Garch Limited	Mombasa - County Planning, Land and Housing	1,650,000.00	5/5/2020	1,650,000.00	Supply of Services
BASHRAHIL PRINTER LTD	TRADE, TOURISM & INVESTMENT	1,664,500.00	5/5/2020	1,664,500.00	Supply of Services
PORTWAYS GENERAL SERVICES	ENVIRONMENT ,WASTE MANAGEMENT AND ENERGY	1,680,000.00	5/5/2020	1,680,000.00	Supply of Services
PORTWAYS GENERAL SERVICES	ENVIRONMENT ,WASTE MANAGEMENT AND ENERGY	1,680,000.00	5/5/2020	1,680,000.00	Supply of Services
PORTWAYS GENERAL SERVICES	ENVIRONMENT ,WASTE MANAGEMENT AND ENERGY	1,680,000.00	5/5/2020	1,680,000.00	Supply of Services
CHARENE ENTERPRISES	Mombasa - The Executive	1,695,000.00	5/5/2020	1,695,000.00	Supply of Services
Trendz And Future Ventures Limited	Mombasa - County Planning, Land and Housing	1,697,500.00	2/16/1980	1,697,500.00	Supply of Services
HORSET KENYA LTD	ENVIRONMENT ,WASTE MANAGEMENT AND ENERGY	1,705,000.00	5/5/2020	1,705,000.00	Supply of Services
HORSET KENYA LTD	ENVIRONMENT ,WASTE MANAGEMENT AND ENERGY	1,708,000.00	5/5/2020	1,708,000.00	Supply of Services
HORSET KENYA LTD	ENVIRONMENT ,WASTE	1,708,000.00	5/5/2020	1,708,000.00	Supply of Services

**COUNTY EXECUTIVE OF MOMBASA**  
**Annual Report and Financial Statements**  
**For the year ended June 30, 2021.**

MANAGEMENT AND ENERGY					Services
HORSET KENYA LTD	ENVIRONMENT ,WASTE MANAGEMENT AND ENERGY	1,708,000.00	5/5/2020	1,708,000.00	Supply of Services
HORSET KENYA LTD	ENVIRONMENT ,WASTE MANAGEMENT AND ENERGY	1,730,400.00	5/5/2020	1,730,400.00	Supply of Services
HORSET KENYA LTD	ENVIRONMENT ,WASTE MANAGEMENT AND ENERGY	1,730,400.00	5/5/2020	1,730,400.00	Supply of Services
BINGLEY LIMITED	Mombasa - Finance and Economic Planning	1,800,000.00	12/18/2019	1,800,000.00	Supply of Services
DIANI NETWORK LTD	TRADE,TOURISM & INVESTMENT	1,800,000.00	5/5/2020	1,800,000.00	Supply of Services
Verax Consultancy Limited	Mombasa - County Planning, Land and Housing	1,800,000.00	6/30/2020	1,800,000.00	Supply of Services
THE STANDARD GROUP LIMITED	Mombasa - Finance and Economic Planning	1,832,800.00	7/7/2019	1,832,800.00	Supply of Services
Chase Connections Limited	Mombasa - Devolution and Public Service Administration	1,843,240.00	9/21/2019	1,843,240.00	Supply of Services
Modern Mobility Limited	Mombasa - County Planning, Land and Housing	1,845,000.00	2/2/2019	1,845,000.00	Supply of Services
MANGELES ENTERPRISES	YOUTH ,GENDER ,SPORTS AND CULTURAL AFFAIRS	1,853,000.00	1/10/2020	1,853,000.00	Supply of Services
mangeles enterprises	Mombasa - Trade, Tourism and Investments	1,880,000.00	9/27/1988	1,880,000.00	Supply of Services
Jirani Mwema Holdings Limited	YOUTH ,GENDER ,SPORTS AND CULTURAL AFFAIRS	1,892,899.00	5/5/2020	1,892,899.00	Supply of Services
SHAMALINE CONSULTANTS LIMITED	Mombasa - County Planning, Land and Housing	1,898,000.00	9/23/2019	1,898,000.00	Supply of Services
Viamala Limited	Mombasa - Youth, Gender, Sports and Cultural Affairs	1,900,000.00	5/5/2020	1,900,000.00	Supply of Services
Orange Prima Suez Limited	Mombasa - Youth, Gender, Sports and Cultural Affairs	1,907,550.00	9/22/2019	1,907,550.00	Supply of Services
Verax Consultancy Limited	Mombasa - County Planning, Land and Housing	1,925,000.00	6/30/2020	1,925,000.00	Supply of Services
TRINITY GENERAL SERVICES	Mombasa - County Planning, Land and Housing	1,936,350.00	5/5/2020	1,936,350.00	Supply of Services
WHITE BUTTON	Finance and Economic Planning	1,975,000.00	9/17/2019	1,975,000.00	Supply of Services
WHITE BUTTON	Finance and Economic Planning	1,975,000.00	9/17/2019	1,975,000.00	Supply of Services
BINGLEY LIMITED	Mombasa - The Executive	1,980,000.00	9/25/2019	1,980,000.00	Supply of Services
Capital Graphics Limited	Mombasa - The Executive	1,980,000.00	6/17/1993	1,980,000.00	Supply of Services
CAPITAL GRAPHICS LTD	Mombasa - The Executive	1,980,000.00	5/5/2020	1,980,000.00	Supply of Services

**COUNTY EXECUTIVE OF MOMBASA**  
**Annual Report and Financial Statements**  
**For the year ended June 30, 2021.**

NANU LIMITED	TRADE, TOURISM & INVESTMENT	1,980,000.00	4/5/2020	1,980,000.00	Supply of Services
lantech data	finance and Economic Planning	2,050,880.00	6/30/2020	2,050,880.00	Supply of Services
PHARMAKEN LIMITED	Mombasa - Health	2,477,500.00	5/5/2020	2,477,500.00	Supply of Services
MANGELES ENTERPRISES	TRANSPORT , INFRASTRUCTURE & PUBLIC WORKS	2,610,000.00	5/5/2020	2,610,000.00	Supply of Services
West Elm Limited	Mombasa - Energy, Environment and Waste Management	2,741,896.55	10/1/2019	2,741,896.55	Supply of Services
DENTECH ENTERPRISE	Mombasa - County Planning, Land and Housing	2,782,318.00	5/3/2020	2,782,318.00	Supply of Services
AGA KHAN HOSPITAL MOMBASA	Mombasa - Finance and Economic Planning	3,077,603.00	5/5/2020	3,077,603.00	Supply of Services
KAMACHI AGENCIES	Mombasa - County Planning, Land and Housing	3,300,700.00	10/21/2019	3,300,700.00	Supply of Services
Heli Limited	Mombasa - Energy, Environment and Waste Management	3,400,000.00	6/28/2019	3,400,000.00	Supply of Services
Tolinas Limited	Mombasa - County Planning, Land and Housing	3,925,000.00	9/8/2019	3,925,000.00	Supply of Services
Verax Consultancy Limited	Mombasa - County Planning, Land and Housing	4,000,000.00	6/24/2020	4,000,000.00	Supply of Services
RAKESH ENTERPRISE SERVICES LIMITED	Mombasa - Energy, Environment and Waste Management	4,536,000.00	9/16/2019	4,536,000.00	Supply of Services
ISLAND UNIFORMS LTD	ENVIRONMENT ,WASTE MANAGEMENT AND ENERGY	4,734,800.00	5/5/2020	4,734,800.00	Supply of Services
GRANDPARK LIMITED	FINANCE AND ECONOMIC PLANNING	5,433,050.00	5/5/2020	5,433,050.00	Supply of Services
OMBOX OWUOR ADVOCATE	THE EXECUTIVE	6,513,200.00	6/30/2020	6,513,200.00	Supply of Services
KENYA MEDICAL SUPPLIES AUTHORITY	Mombasa - Finance and Economic Planning	7,799,429.00	5/5/2020	7,799,429.00	Supply of Services
Moran Works And Supplies Limited	Mombasa - Energy, Environment and Waste Management	7,800,000.00	9/26/2019	7,800,000.00	Supply of Services
ADNUR LIMITED	Mombasa - Devolution and Public Service Administration	14,700,000.00	10/4/2019	14,700,000.00	Supply of Services
AGA KHAN ACADEMY	YOUTH ,GENDER ,SPORTS AND CULTURAL AFFAIRS	60,000.00	6/13/2019	60,000.00	Supply of Services
AGA KHAN HOSPITAL	Mombasa - Finance and Economic Planning	148,736.00	3/3/2019	148,736.00	Supply of Services
AGRICULTURAL SOCIETY OF KENYA	Mombasa - Devolution and Public Service Administration	1,525,700.00	8/7/2018	1,525,700.00	Supply of Services

**COUNTY EXECUTIVE OF MOMBASA**  
**Annual Report and Financial Statements**  
**For the year ended June 30, 2021.**

AGRICULTURAL SOCIETY OF KENYA	Mombasa - Devolution and Public Service Administration	224,500.00	1/15/2019	224,500.00	Supply of Services
AGRICULTURE SOCIETY OF KENYA	YOUTH ,GENDER ,SPORTS AND CULTURAL AFFAIRS	86,000.00	6/15/2019	86,000.00	Supply of Services
AGRICULTURE SOCIETY OF KENYA	Mombasa - Finance and Economic Planning	131,000.00	6/30/2020	131,000.00	Supply of Services
AKARIM AGENCIES - ALI A SHEIKH AND SONS LTD	DEVOLUTION AND PUBLIC SERVICES ADMINISTRATION	56,420.00	6/16/2014	56,420.00	Supply of Services
ALI A SHEIKH AND SONS LTD	Mombasa - Devolution and Public Service Administration	894,000.00	5/21/2019	894,000.00	Supply of Services
ALI A SHEIKH AND SONS LTD	Mombasa - Devolution and Public Service Administration	144,400.00	1/20/2019	144,400.00	Supply of Services
ALDYDINE EAST LIMITED	Finance and Economic Planning	1,326,400.00	6/18/2019	1,326,400.00	Supply of Services
ANFARID ENTERPRISES	YOUTH ,GENDER ,SPORTS AND CULTURAL AFFAIRS	699,000.00	6/7/2019	699,000.00	Supply of Services
APM TERMINAL capital niche	YOUTH ,GENDER ,SPORTS AND CULTURAL AFFAIRS	907,072.00	6/30/2017	907,072.00	Supply of Services
CMC MOTORS	YOUTH ,GENDER ,SPORTS AND CULTURAL AFFAIRS	1,544,400.00	6/30/2019	1,544,400.00	Supply of Services
CMC Motors Group Limited	Mombasa - Devolution and Public Service Administration	102,397.00	1/13/2019	102,397.00	Supply of Services
COSTERA GENERAL SUPPLIES	FINANCE	29,310.00	24-Apr-17	29,310.00	SERVICES
COUNCIL OF GOVERNORS DAECO CONSTRUCTION LIMITED	Mombasa - Finance and Economic Planning	577,800.00	2/17/2019	577,800.00	Supply of Services
Dantax Enterprises-	DEVOLUTION AND PUBLIC SERVICES ADMINISTRATION	200,000.00	2/20/2019	200,000.00	Supply of Services
DIANI REEF HOTEL	FINANCE	115,917.00	23-Apr-18	115,917.00	Supply of Services
DOUBLE GRACE SYSTEM	EDUCATION	97,768.00	23-Apr-18	97,768.00	Supply of Services
DT DOBIE AND COMPANY(K) LTD	Mombasa - Devolution and Public Service Administration	1,053,000.00	1/1/2019	1,053,000.00	Supply of Services
EINS CONSTRUCTION AND SUPPLIES LIMITED	FINANCE	495,199.00	23-Apr-18	495,199.00	Supply of Services
ENGLISH POINT MARINE	Mombasa - Agriculture, Fisheries, Livestock and Co-Operatives	136,171.00	12/25/2018	136,171.00	Supply of Services
FAÇADE INVESTMENT	FINANCE	492,338.00	19-May-17	492,338.00	Supply of Services
FOOTBALL KENYA	YOUTH ,GENDER ,SPORTS AND CULTURAL AFFAIRS	270,000.00	5/31/2017	270,000.00	Supply of Services
	Finance and Economic Planning	1,421,580.00	6/30/2020	1,421,580.00	Supply of Services
	YOUTH ,GENDER ,SPORTS AND	3,498,000.00	11/10/2016	3,498,000.00	Supply of Services



**COUNTY EXECUTIVE OF MOMBASA**  
**Annual Report and Financial Statements**  
**For the year ended June 30, 2021.**

FEDERATION	CULTURAL AFFAIRS				Services
FREE WORLD VIDEO PRODUCTION	Mombasa - Agriculture, Fisheries, Livestock and Co-Operatives	195,000.00	12/21/2018	195,000.00	Supply of Services
GARCH LTD	Mombasa - Energy, Environment and Waste Management	1,706,897.00	1/24/2019	1,706,897.00	Supply of Services
GRANITE INTERNATIONAL GRAZHEIM COMPANY LIMITED	LAND ,PHYSICAL PLANNING AND HOUSING	1,881,000.00	9/6/2019	1,881,000.00	Supply of Services
GRAZHEIM COMPANY LIMITED	FINANCE	396,731.00	16-Mar-17	396,731.00	Supply of Services
GRAZHEIM COMPANY LIMITED	FINANCE	809,737.00	22-May-17	809,737.00	Supply of Services
Greatcom Agencies- Greatspan Construction Company Limited-	FINANCE	119,097.00	29-May-18	119,097.00	Supply of Services
HORSET KENYA	EXECUTIVE Mombasa - Energy, Environment and Waste Management	271,216.00	10-Nov-17	271,216.00	Supply of Services
HORSET KENYA	Mombasa - Energy, Environment and Waste Management	1,708,000.00	1/27/2019	1,708,000.00	Supply of Services
HORSET KENYA	Mombasa - Energy, Environment and Waste Management	1,708,000.00	1/28/2019	1,708,000.00	Supply of Services
HORSET KENYA	Mombasa - Energy, Environment and Waste Management	1,708,000.00	1/29/2019	1,708,000.00	Supply of Services
Ilinoy Prestige Limited- INSTITUTE OF HUMAN RESOURCE MANAGEMENT	FINANCE	108,416.00	19-May-17	108,416.00	Supply of Services
Jamalulayl Suppliers and Construction	Mombasa - Devolution and Public Service Administration	80,438.00	1/3/2019	80,438.00	Supply of Services
Jamalulayl Suppliers and Construction	FINANCE	696,529.00	22-May-17	696,529.00	Supply of Services
JAMBO TRAVELLERS KENYA POWER AND LIGHTING COMPANY LIMITED	FINANCE	977,355.00		977,355.00	Supply of Services
KENYA SAFARI LODGES & HOTEL MSA	Mombasa - County Planning, Land and Housing	400,000.00	6/30/2020	400,000.00	Supply of Services
KENYA SCHOOL OF GOVERNMENT	HEALTH	2,663,249.00	12/27/2018	2,663,249.00	Supply of Services
KENYA SCHOOL OF GOVERNMENT MOMBASA	Mombasa - Finance and Economic Planning	773,500.00	12/28/2018	773,500.00	Supply of Services
	Mombasa - Agriculture, Fisheries, Livestock and Co-Operatives	141,960.00	12/29/2018	141,960.00	Supply of Services
	Mombasa - Finance and Economic Planning	64,960.00	5/8/2019	64,960.00	Supply of Services

**COUNTY EXECUTIVE OF MOMBASA**  
**Annual Report and Financial Statements**  
**For the year ended June 30, 2021.**

KENYA SCHOOL OF GOVERNMENT MOMBAS	Mombasa - Finance and Economic Planning	75,400.00	3/15/2019	Supply of Services
KENYA SCHOOL OF GOVERNMENT MOMBAS	Finance and Economic Planning	75,400.00	1/25/2019	Supply of Services
KENYA SCHOOL OF GOVERNMENT MOMBAS	Finance and Economic Planning	65,200.00	2/2/2018	Supply of Services
KENYA SCHOOL OF GOVERNMENT MOMBAS	LAND ,PHYSICAL PLANNING AND HOUSING	75,400.00	3/15/2019	Supply of Services
KENYA SCHOOL OF GOVERNMENT MOMBAS	Mombasa - Devolution and Public Service Administration	2,088,000.00	1/4/2019	Supply of Services
KENYA SCHOOL OF GOVERNMENT- LOWER K	DEVLUTION AND PUBLIC SERVICES ADMINISTRATION	24,360.00	1/26/2018	Supply of Services
KENYA SCHOOL OF GOVERNMENT- LOWER K	Mombasa - Finance and Economic Planning	37,700.00	1/26/2018	Supply of Services
KENYA SCHOOL OF GOVERNMENT- LOWER K	Mombasa - Finance and Economic Planning	348,000.00	4/12/2018	Supply of Services
KENYA SCHOOL OF GOVERNMENT-MSA	Mombasa - Devolution and Public Service Administration	1,093,184.00	1/2/2019	Supply of Services
KENYA TRUCKS AND TRACTORS LTD	AGRICULTURE ,LIVESTOCK & FISHERIES	3,360,000.00	9/18/2018	Supply of Services
KENYA TRUCKS AND TRACTORS LTD	AGRICULTURE ,LIVESTOCK & FISHERIES	3,360,000.00	9/18/2018	Supply of Services
KENYA TRUCKS AND TRACTORS LTD	AGRICULTURE ,LIVESTOCK & FISHERIES	3,360,000.00	9/18/2018	Supply of Services
KENYA TRUCKS AND TRACTORS LTD	AGRICULTURE ,LIVESTOCK & FISHERIES	3,360,000.00	9/18/2018	Supply of Services
KIARIE KARIUKI & COMPANY	Mombasa - Finance and Economic Planning	2,824,401.00	3/20/2019	Supply of Services
KISTOM ENTERPRISES	Mombasa - Trade, Tourism and Investments	1,832,543.10	5/4/2019	Supply of Services
LIMEC ENTERPRISES	FINANCE ENVIRONMENT , WASTE MANAGEMENT AND ENERGY	375,768.00	18-Mar-17	Supply of Services
LIMEC ENTERPRISES	FINANCE	2,557,480.00	12/7/2017	Supply of Services
Maira Agencies	FINANCE	118,500.00	12-Apr-17	SERVICES
Maira Agencies	FINANCE	112,371.00	14-Apr-17	Supply of Services
MASUMALI MEGHJI	Mombasa - Finance and Economic Planning	4,000,000.00	3/19/2019	Supply of Services
MASUMALI MEGHJI INSURANCE BROKERS	Mombasa - Trade, Tourism and Investments	126,132.00	4/7/2019	Supply of Services
MATE MWELESE AND COMPANY ADVOCATES	Mombasa - The Executive	221,435.00	4/2/2019	Supply of Services

**COUNTY EXECUTIVE OF MOMBASA**  
**Annual Report and Financial Statements**  
**For the year ended June 30, 2021.**

MEDIAMAX NETWORK LIMITED	Finance and Economic Planning	92,800.00	4/19/2017	92,800.00	Supply of Services
MEDIAMAX NETWORK LIMITED	FINANCE	92,800.00	19-Apr-17	92,800.00	Supply of SERVICES
MEDIAMAX NETWORK LIMITED	FINANCE	92,800.00	20-Apr-17	92,800.00	Supply of SERVICES
Mkawunganga and Sons Limited	FINANCE Mombasa - Energy,Environment and Waste Management	1,352,144.00	22-May-17	1,352,144.00	Supply of Services
MOMBASA BEACH HOTEL	YOUTH ,GENDER ,SPORTS AND CULTURAL AFFAIRS	156,000.00	6/30/2020	156,000.00	Supply of Services
MOMBASA WATER SUPPLY AND SANITATION CO.	CULTURAL AFFAIRS	9,648.00	6/16/2019	9,648.00	Supply of Services
Moriah Agencies Limited	Mombasa - Health	585,280.00	1/28/2018	585,280.00	Supply of Services
MUWAKI ENTERPRISES LIMITED-	FINANCE	977,352.00	10-Nov-17	977,352.00	Supply of Services
MUWAKI ENTERPRISES LIMITED-	FINANCE LAND ,PHYSICAL PLANNING AND HOUSING	1,339,026.00	30-Jul-18	1,339,026.00	Supply of Services
Mvita Auto Service	AND HOUSING	933,350.00	3/24/2017	933,350.00	Supply of Services
Mvita Auto Service	FINANCE	93,879.00	18-Apr-17	93,879.00	Supply of SERVICES
NATIONAL INDUSTRIAL TRAINING	Mombasa - Finance and Economic Planning	2,000,000.00	3/26/2019	2,000,000.00	Supply of Services
National Industrial Training Author	Finance and Economic Planning	9,250.00	4/25/2017	9,250.00	Supply of Services
National Industrial Training Author	9,250.00	25-Apr-17		9,250.00	Supply of SERVICES
NGONCE E NGONGLE	AGRICULTURE ,LIVESTOCK & FISHERIES	13,956,000.00	11/30/2018	13,956,000.00	Supply of Services
NORTH COAST BEACH HOTEL	Finance and Economic Planning	71,500.00	4/22/2017	71,500.00	Supply of Services
NORTH COAST BEACH HOTEL	FINANCE	71,500.00	22-Apr-17	71,500.00	Supply of SERVICES
NORTHCOAST	COUNTY ASSEMBLY	42,000.00	9/1/2018	42,000.00	Supply of Services
NORTHCOAST	Mombasa - Finance and Economic Planning	64,103.00	3/8/2019	64,103.00	Supply of Services
NORTHCOAST	Mombasa - Finance and Economic Planning	85,345.00	3/12/2019	85,345.00	Supply of Services
NORTHCOAST	Mombasa - Finance and Economic Planning	90,000.00	3/12/2019	90,000.00	Supply of Services
NORTHCOAST	Mombasa - Finance and Economic Planning	447,300.00	3/9/2019	447,300.00	Supply of Services
NORTHCOAST	Mombasa - Finance and	608,500.00	3/11/2019	608,500.00	Supply of

**COUNTY EXECUTIVE OF MOMBASA**  
**Annual Report and Financial Statements**  
**For the year ended June 30, 2021.**

					Services
	Economic Planning				Supply of
NORTHCOAST	Mombasa - Finance and Economic Planning	2,268,100.00	3/6/2019	2,268,100.00	Services
OBOTE GENERAL SERVICE	LAND ,PHYSICAL PLANNING AND HOUSING	1,793,250.00	2/14/2019	1,793,250.00	Supply of Services
PEMACA ENTERPRISES-	FINANCE	972,035.00	19-Jun-17	972,035.00	Supply of Services
PEMACA ENTERPRISES-	FINANCE	844,444.00	10-Nov-17	844,444.00	Supply of Services
PEMACA ENTERPRISES-	FINANCE	692,090.00	30-Jul-18	692,090.00	Supply of Services
PIRMOHAMED LTD	Finance and Economic Planning	1,830,000.00	6/20/2019	1,830,000.00	Supply of Services
PIRMOHAMED LTD	YOUTH ,GENDER ,SPORTS AND CULTURAL AFFAIRS	1,439,750.00	6/20/2019	1,439,750.00	Supply of Services
PONG AGENCIES	Mombasa - Finance and Economic Planning	180,500.00	2/28/2019	180,500.00	Supply of Services
POSTAL CORPERATION OF KENYA	Mombasa - Finance and Economic Planning	18,900.00	2/18/2019	18,900.00	Supply of Services
POSTAL CORPERATION OF KENYA	Mombasa - Finance and Economic Planning	18,900.00	12/31/2018	18,900.00	Supply of Services
POSTAL CORPERATION OF KENYA	Mombasa - Finance and Economic Planning	38,429.00	6/20/2019	38,429.00	Supply of Services
Pride Inn Hotels and Investment Limited	FINANCE	41,724.00	23-Apr-17	41,724.00	SERVICES
RADIO JAMBO	Mombasa - Finance and Economic Planning	684,400.00	2/27/2019	684,400.00	Supply of Services
RAKESH ENTERPRISE SERVICES LIMITED	Mombasa - Energy,Environment and Waste Management	1,400,000.00	11/15/2018	1,400,000.00	Supply of Services
REJOMAX HOLDINGS LIMITED-	FINANCE	1,120,971.00	25-May-18	1,120,971.00	Supply of Services
REJOMAX HOLDINGS LIMITED-	FINANCE	119,740.00	30-Jun-18	119,740.00	Supply of Services
RIBU SERVICES KENYA-	FINANCE	985,265.00	14-Mar-17	985,265.00	Supply of Services
RIBU SERVICES KENYA-	FINANCE	529,826.00	22-May-17	529,826.00	Supply of Services
RIBU SERVICES KENYA-	FINANCE	935,240.00	23-Apr-18	935,240.00	Supply of Services
RIBU SERVICES KENYA-	FINANCE	955,878.00	30-Jun-18	955,878.00	Supply of Services
RIBU SERVICES KENYA-	FINANCE	789,761.00	30-Jul-18	789,761.00	Supply of Services
SADAMCON ENTERPRISES	Mombasa - Finance and Economic Planning	1,980,000.00	1/23/2018	1,980,000.00	Supply of Services

**COUNTY EXECUTIVE OF MOMBASA**  
**Annual Report and Financial Statements**  
**For the year ended June 30, 2021.**

SAFARICOM LIMITED	Mombasa - Finance and Economic Planning	60,000.00	8/25/2016	60,000.00	Supply of Services
SAHAHAH FORWARDERS	Mombasa - Trade, Tourism and Investments	1,137,456.00	4/11/2019	1,137,456.00	Supply of Services
SAHAHAH FORWARDERS LIMITED	AGRICULTURE ,LIVESTOCK & FISHERIES	1,986,800.00	11/12/2018	1,986,800.00	Supply of Services
SEAPORT OPERATIONS-	FINANCE	1,054,269.00	19-May-17	1,054,269.00	Supply of Services
SEAPORT OPERATIONS-	FINANCE	875,433.00	30-Jun-18	875,433.00	Supply of Services
Sitwa Enterprises Limited	EDUCATION ,ICT & MV 2035	1,702,300.00	10/12/2017	1,702,300.00	Supply of Services
Taklyer Building And Construction	LAND ,PHYSICAL PLANNING AND HOUSING	3,596,441.00	4/5/2019	3,596,441.00	Supply of Services
TAWFIQ MOHAMED SALIM AND COMPANY LIMITED-	FINANCE	747,743.00	23-Apr-18	747,743.00	Supply of Services
TAWFIQ MOHAMED SALIM AND COMPANY LIMITED-	FINANCE ENVIRONMENT ,WASTE	746,845.00	29-May-18	746,845.00	Supply of Services
TEKSKY LINK CO.LTD	MANAGEMENT AND ENERGY	1,800,000.00	11/15/2018	1,800,000.00	Supply of Services
TELVIT INTERNATIONAL LIMITED	Mombasa - Youth, Gender and Sports	1,079,000.00	30-Jun-18	1,079,000.00	Supply of Services
TERSA TRADING ENTERPRISES	EDUCATION	120,000.00	30-Jun-18	120,000.00	Supply of Services
the Mombasa club	DEVOLUTION AND PUBLIC SERVICES ADMINISTRATION	263,850.00	9/30/2018	263,850.00	Supply of Services
TUDOR MARINA	Mombasa - Agriculture, Fisheries, Livestock and Co-Operatives	126,982.00	12/17/2018	126,982.00	Supply of Services
UNIVERSAL CONNECTION LTD	Mombasa - Finance and Economic Planning	201,000.00	3/1/2019	201,000.00	Supply of Services
USTLORA ENTERPRISES LTD	Mombasa - Finance and Economic Planning	168,000.00	3/2/2019	168,000.00	Supply of Services
VALUE ENGINEERING CENTRE AND PARTNERS COMPANY LIMITED	FINANCE	842,647.00	29-May-18	842,647.00	Supply of Services
VALUE ENGINEERING CENTRE AND PARTNERS COMPANY LIMITED	FINANCE	777,208.00	30-Jul-18	777,208.00	Supply of Services
Winjust Solutions	FINANCE ENVIRONMENT ,WASTE	86,000.00	21-Apr-17	86,000.00	Supply of SERVICES
ZEE GEN COMPANY	MANAGEMENT AND ENERGY	1,636,000.00	6/4/2019	1,636,000.00	Supply of Services
jaygon agencies company limited	Mombasa - Trade, Tourism and Investments	2,598,750.00	6-May-21	2,598,750.00	Supply of Services
BAJOHNNIE INVESTMENTS	Mombasa - Trade, Tourism and	1,900,000.00	6-May-21		Supply of

**COUNTY EXECUTIVE OF MOMBASA**  
**Annual Report and Financial Statements**  
**For the year ended June 30, 2021.**

		Investments	1,900,000.00	Services
Above The Rim Limited	Mombasa - Trade, Tourism and Investments	2,500,000.00	6-May-21	Supply of Services
SAFARICOM LIMITED	Mombasa - Education, Information Technology and Mv 2035	1,000,000.00	27-Apr-21	Supply of Services
SHIMASY TRAVEL CO. LTD	Mombasa - Finance and Economic Planning	138,000.00	30-Jun-21	Supply of Services
SHIMASY TRAVEL CO. LTD	Mombasa - Finance and Economic Planning	91,200.00	30-Jun-21	Supply of Services
SHIMASY TRAVEL CO. LTD	Mombasa - Finance and Economic Planning	183,000.00	30-Apr-21	Supply of Services
SHIMASY TRAVEL CO. LTD	Mombasa - Finance and Economic Planning	288,000.00	30-Apr-21	Supply of Services
SHIMASY TRAVEL CO. LTD	Mombasa - Finance and Economic Planning	447,900.00	30-Apr-21	Supply of Services
SHIMASY TRAVEL CO. LTD	Mombasa - Finance and Economic Planning	78,000.00	30-Apr-21	Supply of Services
SHIMASY TRAVEL CO. LTD	Mombasa - Finance and Economic Planning	1,248,000.00	18-Jan-21	Supply of Services
Istiqama Driving College	Mombasa - Youth, Gender, Sports and Cultural Affairs	4,998,000.00	25-May-21	Supply of Services
Betete General Supplies Limited	Mombasa - Trade, Tourism and Investments	2,874,450.00	28-Jun-21	Supply of Services
CROWLEY LOGISTICS	Mombasa - Trade, Tourism and Investments	2,877,175.00	28-Jun-21	Supply of Services
Manemane General Limited	Mombasa - Trade, Tourism and Investments	2,869,908.00	28-Jun-21	Supply of Services
Wanbay Investments Ltd	Mombasa - Trade, Tourism and Investments	2,749,000.00	28-Jun-21	Supply of Services
Cartinc Limited	Mombasa - Trade, Tourism and Investments	2,939,900.00	28-Jun-21	Supply of Services
KEYNES CONSULTING SERVICES LIMITED	Mombasa - Finance and Economic Planning	3,799,928.00	10-May-21	Supply of Services
KIJABE HOSPITAL	Mombasa - Health	316,650.00	3-May-21	Supply of Services
KIJABE HOSPITAL	Mombasa - Health	316,650.00	18-May-21	Supply of Services
JESSEN STEPS INVESTMENT	Mombasa - Finance and Economic Planning	1,910,000.00	22-Oct-20	Supply of Services
Northlink Services Limited	Mombasa - Energy, Environment and Waste Management	1,450,000.00	22-Oct-20	Supply of Services
FLEXIGEN COMPANY LIMITED	Mombasa - Trade, Tourism and Investments	2,945,350.00	29-Jun-21	Supply of Services

**COUNTY EXECUTIVE OF MOMBASA  
Annual Report and Financial Statements  
For the year ended June 30, 2021.**

Kaerney Construction Limited	Mombasa - Trade, Tourism and Investments	2,996,280.00	29-Jun-21	2,996,280.00	Supply of Services
Genesis Catering And Event Management Limited	Mombasa - The Executive	800,000.00	28-Jun-21	800,000.00	Supply of Services
FLEXIGEN COMPANY LIMITED	Mombasa - Finance and Economic Planning	1,829,508.00	23-Jun-21	1,829,508.00	Supply of Services
Qiddasinvestments Limited	Mombasa - Trade, Tourism and Investments	2,929,696.00	29-Jun-21	2,929,696.00	Supply of Services
Qiddasinvestments Limited	Mombasa - Trade, Tourism and Investments	2,999,900.00	29-Jun-21	2,999,900.00	Supply of Services
Shariykon Investment Limited	Mombasa - Trade, Tourism and Investments	2,839,564.00	29-Jun-21	2,839,564.00	Supply of Services
Manemane General Limited	Mombasa - Trade, Tourism and Investments	2,869,608.00	30-Jun-21	2,869,608.00	Supply of Services
Ameli Inyangu and Partners ADVOCATES	Mombasa - Devolution and Public Service Administration	10,606,785.70	30-Jun-21	10,606,785.70	Supply of Services
OTIROP COMPANY LIMITED	Mombasa - Youth, Gender, Sports and Cultural Affairs	2,260,000.00	24-Nov-20	2,260,000.00	Supply of Services
Riviera Agencies Limited	Mombasa - Energy, Environment and Waste Management	2,886,000.00	17-Nov-20	2,886,000.00	Supply of Services
Vernadsky Investment Limited	Mombasa - Energy, Environment and Waste Management	2,880,000.00	17-Nov-20	2,880,000.00	Supply of Services
KWACH HOLDINGS COMPANY LTD	Mombasa - The Executive	375,000.00	22-Oct-20	375,000.00	Supply of Services
KWACH HOLDINGS COMPANY LTD	Mombasa - The Executive	375,000.00	22-Oct-20	375,000.00	Supply of Services
SAROPIS TRADING LIMITED	Mombasa - Finance and Economic Planning	2,898,000.00	23-Jun-21	2,898,000.00	Supply of Services
Elmsgrove Holdings Ltd	Mombasa - Finance and Economic Planning	2,558,000.00	23-Jun-21	2,558,000.00	Supply of Services
HAMPSTEAD INVESTMENT LIMITED	Mombasa - Finance and Economic Planning	2,368,700.00	23-Jun-21	2,368,700.00	Supply of Services
Elmsgrove Holdings Ltd	Mombasa - Finance and Economic Planning	1,775,000.00	28-Jun-21	1,775,000.00	Supply of Services
PROMINENT DESTINEY LIMITED	Mombasa - Finance and Economic Planning	1,900,000.00	28-Jun-21	1,900,000.00	Supply of Services
Garch Limited	Mombasa - County Planning, Land and Housing	10,000,000.00	23-Jun-21	10,000,000.00	Supply of Services
STERLING FACILITIES MANAGEMENT LIMITED	Mombasa - Finance and Economic Planning	1,900,000.00	22-Jun-21	1,900,000.00	Supply of Services
KENYA METHODIST UNIVERSITY	Mombasa - Finance and Economic Planning	165,750.00	16-Oct-20	165,750.00	Supply of Services
Elmsgrove Holdings Ltd	Mombasa - Finance and	1,920,000.00	28-Jun-21	1,920,000.00	Supply of Services

**COUNTY EXECUTIVE OF MOMBASA**  
**Annual Report and Financial Statements**  
**For the year ended June 30, 2021.**

	Economic Planning				1,920,000.00	
SAROPIS TRADING LIMITED	Mombasa - Finance and Economic Planning	1,833,500.00	28-Jun-21		1,833,500.00	Supply of Services
Northlink Services Limited	Mombasa - Devolution and Public Service Administration	3,962,000.00	9-Dec-20		3,962,000.00	Supply of Services
XAMDI SUPPLIES LTD	Mombasa - Finance and Economic Planning	1,952,000.00	28-Jun-21		1,952,000.00	Supply of Services
HAMPSTEAD INVESTMENT LIMITED	Mombasa - Finance and Economic Planning	1,949,990.00	28-Jun-21		1,949,990.00	Supply of Services
KHALIF SUPPLIES LIMITED	Mombasa - Finance and Economic Planning	1,400,000.00	23-Jun-21		1,400,000.00	Supply of Services
Alzari Limited	Mombasa - Education, Information Technology and Mv 2035	1,850,000.00	10-Mar-21		1,850,000.00	Supply of Services
Lipron Investment Limited	Mombasa - The Executive	479,264.00	7-May-21		479,264.00	Supply of Services
Lipron Investment Limited	Mombasa - The Executive	455,736.00	26-Nov-20		455,736.00	Supply of Services
MARCHAR TRADERS	Mombasa - Finance and Economic Planning	1,765,775.00	24-Aug-20		1,765,775.00	Supply of Services
ASAMOG LIMITED	Mombasa - Trade, Tourism and Investments	2,811,725.00	28-Jun-21		2,811,725.00	Supply of Services
Mz wake Investments	Mombasa - Education, Information Technology and Mv 2035	1,500,000.00	30-Jun-21		1,500,000.00	Supply of Services
Trinity General Services	Mombasa - Devolution and Public Service Administration	980,000.00	8-Feb-21		980,000.00	Supply of Services
Adaram Monic Enterprises Limited	Mombasa - Education, Information Technology and Mv 2035	10,129,504.60	20-Jan-21		10,129,504.60	Supply of Services
COXWELL EXPRESS CO. LTD	Mombasa - The Executive	3,946,310.00	14-Nov-20		3,946,310.00	Supply of Services
NANU ENTERPRISES LIMITED	Mombasa - Transport, Infrastructure and Public Works	640,000.00	26-Nov-20		640,000.00	Supply of Services
Ladbrokes Enterprise Limited	Mombasa - County Planning, Land and Housing	3,000,000.00	25-Jun-21		3,000,000.00	Supply of Services
Ladbrokes Enterprise Limited	Mombasa - County Planning, Land and Housing	3,000,000.00	29-Jun-21		3,000,000.00	Supply of Services
LOMBARDO ENTERPRISES	Mombasa - Devolution and Public Service Administration	3,730,850.00	22-Oct-20		3,730,850.00	Supply of Services
Aijo Investments Limited	Mombasa - Devolution and Public Service Administration	2,609,040.00	12-Nov-20		2,609,040.00	Supply of Services
COUNCIL OF GOVERNORS	Mombasa - The Executive	2,264,588.00	30-Oct-20		2,264,588.00	Supply of Services



**COUNTY EXECUTIVE OF MOMBASA**  
**Annual Report and Financial Statements**  
**For the year ended June 30, 2021.**

JESSEN STEPS INVESTMENT	Mombasa - Finance and Economic Planning	1,150,000.00	22-Oct-20	1,150,000.00	Supply of Services
STERLING FACILITIES MANAGEMENT LIMITED	Mombasa - Finance and Economic Planning	1,900,000.00	23-Jun-21	1,900,000.00	Supply of Services
Above The Rim Limited	Mombasa - The Executive Mombasa - Trade, Tourism and Investments	2,000,000.00	28-Jun-21	2,000,000.00	Supply of Services
JESSEN STEPS INVESTMENT	Mombasa - Trade, Tourism and Investments	2,000,000.00	25-May-21	2,000,000.00	Supply of Services
Food Gourmet Limited	Mombasa - Trade, Tourism and Investments	1,952,300.00	27-Apr-21	1,952,300.00	Supply of Services
BAJOHNNIE INVESTMENTS	Mombasa - The Executive Mombasa - Finance and Economic Planning	2,000,000.00	31-May-21	2,000,000.00	Supply of Services
SHIMASY TRAVEL CO. LTD	Mombasa - Health	393,500.00	25-Jun-21	393,500.00	Supply of Services
prideinn hotel AND investment limited	Mombasa - Health	375,000.00	24-Jun-21	375,000.00	Supply of Services
prideinn hotel AND investment limited	Mombasa - Health Mombasa - Trade, Tourism and Investments	375,000.00	24-Jun-21	375,000.00	Supply of Services
JESSEN STEPS INVESTMENT	Mombasa - Trade, Tourism and Investments	1,972,500.00	10-May-21	1,972,500.00	Supply of Services
Frankart Limited	Mombasa - Trade, Tourism and Investments	2,869,000.00	28-Jun-21	2,869,000.00	Supply of Services
BAYOVA INVESTMENT	Mombasa - County Planning, Land and Housing	1,844,000.00	11-Dec-20	1,844,000.00	Supply of Services
Ladbroskes Enterprise Limited	Mombasa - County Planning, Land and Housing	3,000,000.00	18-Jun-21	3,000,000.00	Supply of Services
MUAMKO INVESTMENTS	Mombasa - Education, Information Technology and Mv 2035	999,995.00	16-Jun-21	999,995.00	Supply of Services
mangeles enterprises	Mombasa - Agriculture, Fisheries, Livestock and Co-Operatives	652,000.00	8-Feb-21	652,000.00	Supply of Services
Trinity General Services	Mombasa - Agriculture, Fisheries, Livestock and Co-Operatives	1,992,000.00	8-Feb-21	1,992,000.00	Supply of Services
BASIL MUGA ANGAGA	Mombasa - The Executive Mombasa - Finance and Economic Planning	914,800.00	4-Nov-20	914,800.00	Supply of Services
Above The Rim Limited	Mombasa - Finance and Economic Planning	1,920,000.00	15-Dec-20	1,920,000.00	Supply of Services
RAYCLIFF LIMITED	Mombasa - Finance and Economic Planning	1,887,500.00	16-Dec-20	1,887,500.00	Supply of Services
RENASCENTia INTERNATIONAL LIMITED	Mombasa - Youth, Gender, Sports and Cultural Affairs	1,490,600.00	18-Jun-21	1,490,600.00	Supply of Services
mangeles enterprises	Mombasa - The Executive	1,495,000.00	7-Dec-20	1,495,000.00	Supply of Services

**COUNTY EXECUTIVE OF MOMBASA**  
**Annual Report and Financial Statements**  
**For the year ended June 30, 2021.**

BAYOVA INVESTMENT	Mombasa - County Planning, Land and Housing	919,000.00	17-Dec-20	919,000.00	Supply of Services
BAYOVA INVESTMENT	Mombasa - County Planning, Land and Housing	919,000.00	17-Dec-20	919,000.00	Supply of Services
BAYOVA INVESTMENT	Mombasa - County Planning, Land and Housing	919,000.00	11-Dec-20	919,000.00	Supply of Services
LUPERK ENTERPRISE LIMITED	Mombasa - Trade, Tourism and Investments	2,289,500.00	10-May-21	2,289,500.00	Supply of Services
NIGHT NANJALA WANGILA	Mombasa - Youth, Gender , Sports and Cultural Affairs	300,000.00	22-Oct-20	300,000.00	Supply of Services
Ruami Enterprises Limited	Mombasa - Agriculture, Fisheries, Livestock and Co- Operatives	2,812,800.00	31-May-21	2,812,800.00	Supply of Services
Bisha Pwani And Company Limited	Mombasa - Trade, Tourism and Investments	1,907,400.00	30-Jun-21	1,907,400.00	Supply of Services
Garch Limited	Mombasa - County Planning, Land and Housing	6,000,000.00	29-Jun-21	6,000,000.00	Supply of Services
Garch Limited	Mombasa - County Planning, Land and Housing	6,000,000.00	29-Jun-21	6,000,000.00	Supply of Services
Adricom Limited	Mombasa - Trade, Tourism and Investments	1,200,000.00	6-May-21	1,200,000.00	Supply of Services
WILLIAM PRINCE INVESTMENTS LTD	Mombasa - Trade, Tourism and Investments	2,500,000.00	31-May-21	2,500,000.00	Supply of Services
Adricom Limited	Mombasa - Trade, Tourism and Investments	2,500,000.00	6-May-21	2,500,000.00	Supply of Services
ARILECT SOLUTIONS	Mombasa - Trade, Tourism and Investments	2,500,000.00	6-May-21	2,500,000.00	Supply of Services
BESTLINE INSURANCE AGENCY	Mombasa -Transport, Infrastructure and Public Works	940,000.00	7-Jan-21	940,000.00	Supply of Services
DOPESTAR ENTERPRISES LTD	Mombasa - Youth, Gender , Sports and Cultural Affairs	2,186,900.00	16-Oct-20	2,186,900.00	Supply of Services
KEYNES CONSULTING SERVICES LIMITED	Mombasa - Finance and Economic Planning	2,099,600.00	25-May-21	2,099,600.00	Supply of Services
PEDAMA TECHNOLOGIES ENTERPRISES	Mombasa - County Planning, Land and Housing	1,456,000.00	12-May-21	1,456,000.00	Supply of Services
West Elm Limited	Mombasa - Energy, Environment and Waste Management	2,950,000.00	18-May-21	2,950,000.00	Supply of Services
ROMA COLLECTIONS	Mombasa - Energy, Environment and Waste Management	2,900,000.00	18-May-21	2,900,000.00	Supply of Services
tagi holdings limited	Mombasa - County Planning, Land and Housing	1,680,000.00	12-May-21	1,680,000.00	Supply of Services
PEDAMA TECHNOLOGIES	Mombasa - County Planning,	1,624,000.00	12-May-21		Supply of Services

**COUNTY EXECUTIVE OF MOMBASA**  
**Annual Report and Financial Statements**  
**For the year ended June 30, 2021.**

ENTERPRISES	Land and Housing			1,624,000.00	
TESAFA ENTERPRISE	Mombasa - County Planning, Land and Housing	1,680,000.00	17-May-21	1,680,000.00	Supply of Services
Citywave Investments Co. Limited	Mombasa - The Executive Mombasa -	1,200,000.00	8-Feb-21	1,200,000.00	Supply of Services
COAST PRIME CONTRACTORS LIMITED	Energy,Environment and Waste Management	2,450,000.00	28-May-21	2,450,000.00	Supply of Services
Crescent Merchant Limited	Mombasa - Youth, Gender , Sports and Cultural Affairs	2,150,080.00	16-Oct-20	2,150,080.00	Supply of Services
Crescent Merchant Limited	Mombasa - Youth, Gender , Sports and Cultural Affairs	2,150,080.00	16-Oct-20	2,150,080.00	Supply of Services
AL-KHALIQ ENTERPRISES LTD	Mombasa - Trade,Tourism and Investments	4,500,000.00	6-Jan-21	4,500,000.00	Supply of Services
prideinn hotel AND investment limited	Mombasa - Health Mombasa -	840,000.00	24-Jun-21	840,000.00	Supply of Services
Exomart Supplies Ltd	Education,Information Technology and Mv 2035	2,980,000.00	17-May-21	2,980,000.00	Supply of Services
Alama Construction Limited	Mombasa - Finance and Economic Planning	7,011,523.00	31-May-21	7,011,523.00	Supply of Services
Brickliner Enterprises Limited	Mombasa - Energy,Environment and Waste Management	2,250,000.00	6-May-21	2,250,000.00	Supply of Services
RENTRE INVESTMENTS LIMITED	Mombasa - Energy,Environment and Waste Management	2,400,000.00	6-May-21	2,400,000.00	Supply of Services
Mazaruni Logistics Company Limited	Mombasa - Energy,Environment and Waste Management	2,358,406.00	31-May-21	2,358,406.00	Supply of Services
Mazaruni Logistics Company Limited	Mombasa - Energy,Environment and Waste Management	2,444,886.00	31-May-21	2,444,886.00	Supply of Services
GEODEV (K) LIMITED	Mombasa - County Planning, Land and Housing	29,865,360.00	17-May-21	29,865,360.00	Supply of Services
THE STANDARD GROUP LIMITED	Mombasa - Finance and Economic Planning	88,160.00	30-Oct-20	88,160.00	Supply of Services
THE STANDARD GROUP LIMITED	Mombasa - Finance and Economic Planning	123,120.00	30-Oct-20	123,120.00	Supply of Services
THE STANDARD GROUP LIMITED	Mombasa - Finance and Economic Planning	86,640.00	30-Oct-20	86,640.00	Supply of Services
THE STANDARD GROUP LIMITED	Mombasa - Finance and Economic Planning	88,160.00	30-Oct-20	88,160.00	Supply of Services
THE STANDARD GROUP LIMITED	Mombasa - Finance and Economic Planning	88,160.00	30-Oct-20	88,160.00	Supply of Services

**COUNTY EXECUTIVE OF MOMBASA**  
**Annual Report and Financial Statements**  
**For the year ended June 30, 2021.**

SHIMASY TRAVEL CO. LTD	Mombasa - Finance and Economic Planning	258,300.00	24-Jun-21	258,300.00	Supply of Services
SHIMASY TRAVEL CO. LTD	Mombasa - Finance and Economic Planning	391,800.00	24-Jun-21	391,800.00	Supply of Services
MULMAR SYSTEMS	Mombasa - Trade, Tourism and Investments	2,400,000.00	6-May-21	2,400,000.00	Supply of Services
LADESTRO TRADING LIMITED	Mombasa - Trade, Tourism and Investments	1,700,000.00	18-Jan-21	1,700,000.00	Supply of Services
Gridsure Limited	Mombasa - Energy, Environment and Waste Management	2,758,836.00	10-Dec-20	2,758,836.00	Supply of Services
PANDYA MEMORIAL HOSPITAL	Mombasa - Devolution and Public Service Administration	427,061.00	24-May-21	427,061.00	Supply of Services
ROBSON HARRIS And COMPANY	Mombasa - Devolution and Public Service Administration	12,960,000.00	3-Jun-21	12,960,000.00	Supply of Services
ROBSON HARRIS And COMPANY	Mombasa - Devolution and Public Service Administration	4,890,000.00	3-Jun-21	4,890,000.00	Supply of Services
ROBSON HARRIS And COMPANY	Mombasa - Devolution and Public Service Administration	1,520,000.00	3-Jun-21	1,520,000.00	Supply of Services
Opulu And Company	Mombasa - Devolution and Public Service Administration	2,500,000.00	3-Jun-21	2,500,000.00	Supply of Services
MOONLIGHT VENTURES LIMITED COMPANY	Mombasa - The Executive	1,000,000.00	18-Jun-21	1,000,000.00	Supply of Services
Fhavian Enterprises Limited	Mombasa - Agriculture, Fisheries, Livestock and Co-Operatives	1,973,000.00	28-May-21	1,973,000.00	Supply of Services
Jahass Developers Limited	Mombasa -Transport, Infrastructure and Public Works	3,926,000.00	4-Dec-20	3,926,000.00	Supply of Services
LA AZIZ VENTURES LIMITED	Mombasa - County Planning, Land and Housing	8,000,000.00	18-Jun-21	8,000,000.00	Supply of Services
KIVY SYSTEMS	Mombasa - Energy, Environment and Waste Management	2,680,509.00	28-May-21	2,680,509.00	Supply of Services
Citywave Investments Co. Limited	Mombasa - Energy, Environment and Waste Management	2,383,190.60	28-May-21	2,383,190.60	Supply of Services
Citywave Investments Co. Limited	Mombasa - Energy, Environment and Waste Management	2,384,609.40	28-May-21	2,384,609.40	Supply of Services
Bisha Pwani And Company Limited	Mombasa - Trade, Tourism and Investments	1,907,400.00	31-May-21	1,907,400.00	Supply of Services
MVITA AUTO SERVICE	Mombasa - Trade, Tourism and Investments	3,384,070.00	18-May-21	3,384,070.00	Supply of Services
RED GRANITE ENTERPRISES	Mombasa -Transport,	2,700,000.00	31-May-21		Supply of Services

**COUNTY EXECUTIVE OF MOMBASA**  
**Annual Report and Financial Statements**  
**For the year ended June 30, 2021.**

LTD	Infrastructure and Public Works				2,700,000.00	
MULMAR SYSTEMS	Mombasa - Trade, Tourism and Investments	2,644,000.00	6-May-21		2,644,000.00	Supply of Services
MULMAR SYSTEMS	Mombasa - Trade, Tourism and Investments	2,652,000.00	6-May-21		2,652,000.00	Supply of Services
NATIONAL HOSPITAL INSURANCE FUND	Mombasa - Devolution and Public Service Administration	40,608,362.50	6-May-21		40,608,362.50	Supply of Services
NATIONAL HOSPITAL INSURANCE FUND	Mombasa - Devolution and Public Service Administration	40,608,362.50	6-May-21		40,608,362.50	Supply of Services
SAHAAH FOWARDERS LIMITED	Mombasa - Transport, Infrastructure and Public Works	3,927,000.00	26-Nov-20		3,927,000.00	Supply of Services
Roma Maritime Limited	Mombasa - Energy, Environment and Waste Management	2,900,000.00	31-May-21		2,900,000.00	Supply of Services
THE MOMBASA HOSPITAL JOMO KENYATTA UNIVERSITY OF AGRICULTURE AND TECHNOLOGY MOMBASA CAMPUS	Mombasa - The Executive	500,000.00	30-Oct-20		500,000.00	Supply of Services
ROLIAN AGENCIES	Mombasa - County Planning, Land and Housing	305,200.00	4-Jun-21		305,200.00	Supply of Services
RIATEM INVESTMENTS	Mombasa - Youth, Gender, Sports and Cultural Affairs	2,340,000.00	15-Dec-20		2,340,000.00	Supply of Services
LOWINS GENERAL SUPPLIES	Mombasa - Youth, Gender, Sports and Cultural Affairs	2,726,050.00	17-May-21		2,726,050.00	Supply of Services
ARILECT SOLUTIONS	Mombasa - Trade, Tourism and Investments	2,407,500.00	6-May-21		2,407,500.00	Supply of Services
BAYOVA INVESTMENT	Mombasa - Trade, Tourism and Investments	1,892,000.00	6-May-21		1,892,000.00	Supply of Services
JIKEM INVESTMENT	Mombasa - Trade, Tourism and Investments	2,742,000.00	6-May-21		2,742,000.00	Supply of Services
FIBRE LINK LIMITED	Mombasa - Education, Information Technology and Mv 2035	2,762,000.00	6-May-21		2,762,000.00	Supply of Services
TECHBIZ LIMITED	Mombasa - Finance and Economic Planning	10,000,000.00	4-Jun-21		10,000,000.00	Supply of Services
KIWAMU AFRICANA AGENCIES LIMITED	Mombasa - Transport, Infrastructure and Public Works	9,366,616.65	30-Apr-21		9,366,616.65	Supply of Services
LOMBARDO ENTERPRISES LIMITED	Mombasa - Transport, Infrastructure and Public Works	6,036,101.00	11-Jun-21		6,036,101.00	Supply of Services
	Mombasa - The Executive	305,976.00	7-May-21		305,976.00	Supply of Services

**COUNTY EXECUTIVE OF MOMBASA**  
**Annual Report and Financial Statements**  
**For the year ended June 30, 2021.**

Feab Enterprises Ltd	Mombasa - Education,Information Technology and Mv 2035	1,799,000.00	7-May-21	1,799,000.00	Supply of Services
Tipa General Suppliers Limited	Mombasa -Transport, Infrastructure and Public Works	980,918.00	7-Jan-21	980,918.00	Supply of Services
MVITA AUTO SERVICE	Mombasa - Finance and Economic Planning	484,500.00	1-Oct-20	484,500.00	Supply of Services
MVITA AUTO SERVICE	Mombasa - Devolution and Public Service Administration	345,052.00	15-Dec-20	345,052.00	Supply of Services
Stunnar Investments Limited	Mombasa - Finance and Economic Planning	807,844.00	2-Oct-20	807,844.00	Supply of Services
MVITA AUTO SERVICE	Mombasa - Devolution and Public Service Administration	345,052.00	25-Jun-21	345,052.00	Supply of Services
Grandiose Grind Limited	Mombasa -Transport, Infrastructure and Public Works	824,800.00	7-May-21	824,800.00	Supply of Services
Mafazara Enterprises	Mombasa - Education,Information Technology and Mv 2035	497,253.00	23-Jun-21	497,253.00	Supply of Services
JAST GLOBAL MERCHANTS	Mombasa -Transport, Infrastructure and Public Works	1,865,060.00	17-May-21	1,865,060.00	Supply of Services
Sharia Investments Limited	Mombasa - The Executive Mombasa -Transport, Infrastructure and Public Works	1,720,700.00	1-Dec-20	1,720,700.00	Supply of Services
Wow Logistics Limited	Mombasa - Trade,Tourism and Investments	3,800,000.00	4-Jun-21	3,800,000.00	Supply of Services
Lookon Limited	Mombasa -Transport, Infrastructure and Public Works	2,800,000.00	6-May-21	2,800,000.00	Supply of Services
SAHAAH FOWARDERS LIMITED	Mombasa - Energy,Environment and Waste Management	1,800,000.00	5-Jan-21	1,800,000.00	Supply of Services
KAHIHI ENGINEERING LIMITED	Mombasa - Energy,Environment and Waste Management	2,150,000.00	10-May-21	2,150,000.00	Supply of Services
KAHIHI ENGINEERING LIMITED	Mombasa - Energy,Environment and Waste Management	2,150,000.00	10-May-21	2,150,000.00	Supply of Services
KAHIHI ENGINEERING LIMITED	Mombasa - Energy,Environment and Waste Management	350,000.00	10-May-21	350,000.00	Supply of Services
Bluffdale Limited	Mombasa - Finance and Economic Planning	1,915,408.00	17-May-21	1,915,408.00	Supply of Services
Colebrooke Limited	Mombasa - Finance and Economic Planning	1,989,017.20	17-May-21	1,989,017.20	Supply of Services

**COUNTY EXECUTIVE OF MOMBASA**  
**Annual Report and Financial Statements**  
**For the year ended June 30, 2021.**

WEBESI CONSTRUCTION COMPANY	Mombasa - County Planning, Land and Housing	2,999,600.00	18-Jun-21	2,999,600.00	Supply of Services
Wangisa General Suppliers And Construction Limited	Mombasa - County Planning, Land and Housing	2,777,776.00	18-Jun-21	2,777,776.00	Supply of Services
JESSEN STEPS INVESTMENT	Mombasa - The Executive	1,100,000.00	31-May-21	1,100,000.00	Supply of Services
ASURENA ENTERPRISES	Mombasa - Youth, Gender, Sports and Cultural Affairs	390,000.00	25-May-21	390,000.00	Supply of Services
JIKEM INVESTMENT	Mombasa - Trade, Tourism and Investments	1,947,000.00	6-May-21	1,947,000.00	Supply of Services
JUVAVI ENTERPRISES	Mombasa - Youth, Gender, Sports and Cultural Affairs	581,500.00	17-May-21	581,500.00	Supply of Services
<b>TOTAL</b>		<b>936,221,353.80</b>		<b>77,339,811.00</b>	<b>858,881,542.80</b>
					<b>408,558,847.1</b>
					<b>0</b>

**PENDING STAFF PAYABLES**

TRADING PARTNER	OPERAIING UNIT	ORIGINAL AMOUNT	DATE	PAID	BALANCE 2020-2021	BALANCE 2019-2020	REMARKS
Ardhi Social Welfare Association	DEVOLUTION AND PUBLIC SERVICES ADMINISTRATION	50	30-May-20	50			staff payables
Ardhi Social Welfare Association	DEVOLUTION AND PUBLIC SERVICES ADMINISTRATION	50	6/30/2020	50			staff payables
AFNA SACCO	DEVOLUTION AND PUBLIC SERVICES ADMINISTRATION	100	30-May-20	100			staff payables
AFNA SACCO	DEVOLUTION AND PUBLIC SERVICES ADMINISTRATION	100	6/30/2020	100			staff payables
Kenya Plasters Association	DEVOLUTION AND PUBLIC SERVICES ADMINISTRATION	100	30-May-20	100			staff payables
Kenya Plasters Association	DEVOLUTION AND PUBLIC SERVICES ADMINISTRATION	100	6/30/2020	100			staff payables
COTU	DEVOLUTION AND PUBLIC SERVICES ADMINISTRATION	300	30-May-20	300			staff payables
COTU	DEVOLUTION AND PUBLIC SERVICES ADMINISTRATION	300	6/30/2020	300			staff payables
SAUTI SACCO	DEVOLUTION AND PUBLIC SERVICES ADMINISTRATION	400	30-May-20	400			staff payables
SAUTI SACCO	DEVOLUTION AND PUBLIC SERVICES ADMINISTRATION	400	6/30/2020	400			staff payables
Migori Kilimo Self Help Group	DEVOLUTION AND PUBLIC SERVICES ADMINISTRATION	700	30-May-20	700			staff payables
Migori Kilimo Self Help Group	DEVOLUTION AND PUBLIC SERVICES ADMINISTRATION	700	6/30/2020	700			staff payables
Blue Limited Kenya	DEVOLUTION AND PUBLIC SERVICES ADMINISTRATION	713	30-May-20	713			staff payables

**COUNTY EXECUTIVE OF MOMBASA**  
**Annual Report and Financial Statements**  
**For the year ended June 30, 2021.**

Blue Limited Kenya	DEVOLUTION AND PUBLIC SERVICES ADMINISTRATION	713	6/30/2020	713	staff
National association of Orthopaedi	DEVOLUTION AND PUBLIC SERVICES ADMINISTRATION	900	30-May-20	900	payables
National association of Orthopaedi	DEVOLUTION AND PUBLIC SERVICES ADMINISTRATION	900	6/30/2020	900	staff
Capex Life Insurance	DEVOLUTION AND PUBLIC SERVICES ADMINISTRATION	1,000.00	30-May-20	1,000.00	payables
Capex Life Insurance	DEVOLUTION AND PUBLIC SERVICES ADMINISTRATION	1,000.00	6/30/2020	1,000.00	staff
Association of Medical Records off	DEVOLUTION AND PUBLIC SERVICES ADMINISTRATION	1,100.00	30-May-20	1,100.00	payables
Association of Medical Records off	DEVOLUTION AND PUBLIC SERVICES ADMINISTRATION	1,100.00	6/30/2020	1,100.00	staff
Kenya Med Social Workers Ass	DEVOLUTION AND PUBLIC SERVICES ADMINISTRATION	1,200.00	30-May-20	1,200.00	payables
Kenya Med Social Workers Ass	DEVOLUTION AND PUBLIC SERVICES ADMINISTRATION	1,200.00	6/30/2020	1,200.00	staff
Kenya Society of Physiotherapy	DEVOLUTION AND PUBLIC SERVICES ADMINISTRATION	1,300.00	30-May-20	1,300.00	payables
Kenya Society of Physiotherapy	DEVOLUTION AND PUBLIC SERVICES ADMINISTRATION	1,300.00	6/30/2020	1,300.00	staff
Kenya Credit Traders	DEVOLUTION AND PUBLIC SERVICES ADMINISTRATION	1,329.00	30-May-20	1,329.00	payables
Kenya Credit Traders	DEVOLUTION AND PUBLIC SERVICES ADMINISTRATION	1,329.00	6/30/2020	1,329.00	staff
ELIMU SACCO	DEVOLUTION AND PUBLIC SERVICES ADMINISTRATION	1,350.00	30-May-20	1,350.00	payables
ELIMU SACCO	DEVOLUTION AND PUBLIC SERVICES ADMINISTRATION	1,350.00	6/30/2020	1,350.00	staff
MOW Sports and Welfare	DEVOLUTION AND PUBLIC SERVICES ADMINISTRATION	1,750.00	30-May-20	1,750.00	payables
MOW Sports and Welfare	DEVOLUTION AND PUBLIC SERVICES ADMINISTRATION	1,750.00	6/30/2020	1,750.00	staff
APA LIFE ASSURANCE	DEVOLUTION AND PUBLIC SERVICES ADMINISTRATION	2,000.00	30-May-20	2,000.00	payables
APA LIFE ASSURANCE	DEVOLUTION AND PUBLIC SERVICES ADMINISTRATION	2,000.00	6/30/2020	2,000.00	staff
BORESHA SACCO	DEVOLUTION AND PUBLIC SERVICES ADMINISTRATION	2,000.00	30-May-20	2,000.00	payables
BORESHA SACCO	DEVOLUTION AND PUBLIC SERVICES ADMINISTRATION	2,000.00	6/30/2020	2,000.00	staff
ASILI SACCO	DEVOLUTION AND PUBLIC SERVICES ADMINISTRATION	2,100.00	30-May-20	2,100.00	payables
Kenya Occupational Therapy association	DEVOLUTION AND PUBLIC SERVICES ADMINISTRATION	2,100.00	30-May-20	2,100.00	staff



**COUNTY EXECUTIVE OF MOMBASA**  
**Annual Report and Financial Statements**  
**For the year ended June 30, 2021.**

Kenya Occupational Therapy association	DEVOLUTION AND PUBLIC SERVICES ADMINISTRATION	2,100.00	6/30/2020	2,100.00	staff payables
KWALE CIVIC WORKERS SACCO	DEVOLUTION AND PUBLIC SERVICES ADMINISTRATION	2,100.00	30-May-20	2,100.00	staff payables
KWALE CIVIC WORKERS SACCO	DEVOLUTION AND PUBLIC SERVICES ADMINISTRATION	2,100.00	6/30/2020	2,100.00	staff payables
ASILI SACCO	DEVOLUTION AND PUBLIC SERVICES ADMINISTRATION	2,200.00	6/30/2020	2,200.00	staff payables
UAP provisional Insurance	DEVOLUTION AND PUBLIC SERVICES ADMINISTRATION	3,000.00	30-May-20	3,000.00	staff payables
UAP provisional Insurance	DEVOLUTION AND PUBLIC SERVICES ADMINISTRATION	3,000.00	6/30/2020	3,000.00	staff payables
UFUNDI SACCO	DEVOLUTION AND PUBLIC SERVICES ADMINISTRATION	3,000.00	30-May-20	3,000.00	staff payables
UFUNDI SACCO	DEVOLUTION AND PUBLIC SERVICES ADMINISTRATION	3,000.00	6/30/2020	3,000.00	staff payables
Amedo S. Products	DEVOLUTION AND PUBLIC SERVICES ADMINISTRATION	3,446.40	30-May-20	3,446.40	staff payables
Amedo S. Products	DEVOLUTION AND PUBLIC SERVICES ADMINISTRATION	3,446.40	6/30/2020	3,446.40	staff payables
Kukopesha	DEVOLUTION AND PUBLIC SERVICES ADMINISTRATION	4,090.00	30-May-20	4,090.00	staff payables
Kukopesha	DEVOLUTION AND PUBLIC SERVICES ADMINISTRATION	4,090.00	6/30/2020	4,090.00	staff payables
ArgoS Furnishers Limited	DEVOLUTION AND PUBLIC SERVICES ADMINISTRATION	4,399.00	30-May-20	4,399.00	staff payables
ArgoS Furnishers Limited	DEVOLUTION AND PUBLIC SERVICES ADMINISTRATION	4,399.00	6/30/2020	4,399.00	staff payables
TRANSCOM SACCO	DEVOLUTION AND PUBLIC SERVICES ADMINISTRATION	5,000.00	30-May-20	5,000.00	staff payables
TRANSCOM SACCO	DEVOLUTION AND PUBLIC SERVICES ADMINISTRATION	5,000.00	6/30/2020	5,000.00	staff payables
BANDARI SACCO	DEVOLUTION AND PUBLIC SERVICES ADMINISTRATION	5,500.00	30-May-20	5,500.00	staff payables
BANDARI SACCO	DEVOLUTION AND PUBLIC SERVICES ADMINISTRATION	5,500.00	6/30/2020	5,500.00	staff payables
MLWASA	DEVOLUTION AND PUBLIC SERVICES ADMINISTRATION	5,570.00	30-May-20	5,570.00	staff payables
MLWASA	DEVOLUTION AND PUBLIC SERVICES ADMINISTRATION	5,570.00	6/30/2020	5,570.00	staff payables
MOMBASA TEACHERS SACCO	DEVOLUTION AND PUBLIC SERVICES ADMINISTRATION	6,000.00	30-May-20	6,000.00	staff payables
MOMBASA TEACHERS SACCO	DEVOLUTION AND PUBLIC SERVICES ADMINISTRATION	6,000.00	6/30/2020	6,000.00	staff payables
Economic Credit Traders	DEVOLUTION AND PUBLIC SERVICES ADMINISTRATION	6,653.00	30-May-20	6,653.00	staff payables

**COUNTY EXECUTIVE OF MOMBASA**  
**Annual Report and Financial Statements**  
**For the year ended June 30, 2021.**

Economic Credit Traders	DEVOLUTION AND PUBLIC SERVICES ADMINISTRATION	6,653.00	6/30/2020	6,653.00	staff payables
Eglet Insurance Solution	DEVOLUTION AND PUBLIC SERVICES ADMINISTRATION	6,780.00	30-May-20	6,780.00	staff payables
Eglet Insurance Solution	DEVOLUTION AND PUBLIC SERVICES ADMINISTRATION	6,780.00	6/30/2020	6,780.00	staff payables
Assoc of kenya Medical Lab Sci Officers	DEVOLUTION AND PUBLIC SERVICES ADMINISTRATION	7,100.00	30-May-20	7,100.00	staff payables
Assoc of kenya Medical Lab Sci Officers	DEVOLUTION AND PUBLIC SERVICES ADMINISTRATION	7,100.00	6/30/2020	7,100.00	staff payables
KENYA POLICE SACCO	DEVOLUTION AND PUBLIC SERVICES ADMINISTRATION	11,200.00	30-May-20	11,200.00	staff payables
KENYA POLICE SACCO	DEVOLUTION AND PUBLIC SERVICES ADMINISTRATION	11,200.00	6/30/2020	11,200.00	staff payables
SHERIA SACCO	DEVOLUTION AND PUBLIC SERVICES ADMINISTRATION	12,568.00	30-May-20	12,568.00	staff payables
SHERIA SACCO	DEVOLUTION AND PUBLIC SERVICES ADMINISTRATION	12,568.00	6/30/2020	12,568.00	staff payables
GUSII MWALIMU SACCO	DEVOLUTION AND PUBLIC SERVICES ADMINISTRATION	12,700.00	30-May-20	12,700.00	staff payables
GUSII MWALIMU SACCO	DEVOLUTION AND PUBLIC SERVICES ADMINISTRATION	12,700.00	6/30/2020	12,700.00	staff payables
STIMA SACCO	DEVOLUTION AND PUBLIC SERVICES ADMINISTRATION	13,700.00	30-May-20	13,700.00	staff payables
STIMA SACCO	DEVOLUTION AND PUBLIC SERVICES ADMINISTRATION	13,700.00	6/30/2020	13,700.00	staff payables
Association of Public Health Officers	DEVOLUTION AND PUBLIC SERVICES ADMINISTRATION	14,500.00	30-May-20	14,500.00	staff payables
Association of Public Health Officers	DEVOLUTION AND PUBLIC SERVICES ADMINISTRATION	14,500.00	6/30/2020	14,500.00	staff payables
Cannon Assurance	DEVOLUTION AND PUBLIC SERVICES ADMINISTRATION	15,867.00	30-May-20	15,867.00	staff payables
Cannon Assurance	DEVOLUTION AND PUBLIC SERVICES ADMINISTRATION	15,867.00	6/30/2020	15,867.00	staff payables
Kenya Alliance Insurance	DEVOLUTION AND PUBLIC SERVICES ADMINISTRATION	16,700.00	30-May-20	16,700.00	staff payables
Kenya Alliance Insurance	DEVOLUTION AND PUBLIC SERVICES ADMINISTRATION	16,700.00	6/30/2020	16,700.00	staff payables
Kenya Progressive Nurses Ass	DEVOLUTION AND PUBLIC SERVICES ADMINISTRATION	21,710.00	30-May-20	21,710.00	staff payables
TOWER SACCO	DEVOLUTION AND PUBLIC SERVICES ADMINISTRATION	23,530.00	30-May-20	23,530.00	staff payables
TOWER SACCO	DEVOLUTION AND PUBLIC SERVICES ADMINISTRATION	23,530.00	6/30/2020	23,530.00	staff payables
ARDHI SACCO	DEVOLUTION AND PUBLIC SERVICES ADMINISTRATION	24,302.00	30-May-20	24,302.00	staff payables

**COUNTY EXECUTIVE OF MOMBASA**  
**Annual Report and Financial Statements**  
**For the year ended June 30, 2021.**

ARDHI SACCO	DEVOLUTION AND PUBLIC SERVICES ADMINISTRATION	24,302.00	6/30/2020	24,302.00	staff payables
Kenindia Assurance	DEVOLUTION AND PUBLIC SERVICES ADMINISTRATION	26,284.00	6/30/2020	26,284.00	staff payables
Kenindia Assurance	DEVOLUTION AND PUBLIC SERVICES ADMINISTRATION	27,307.00	30-May-20	27,307.00	staff payables
UKAGUZI SACCO	DEVOLUTION AND PUBLIC SERVICES ADMINISTRATION	30,266.00	6/30/2020	30,266.00	staff payables
UKAGUZI SACCO	DEVOLUTION AND PUBLIC SERVICES ADMINISTRATION	30,697.00	30-May-20	30,697.00	staff payables
JUBILEE INSURANCE CO.	DEVOLUTION AND PUBLIC SERVICES ADMINISTRATION	37,646.00	30-May-20	37,646.00	staff payables
Old Mutual Life Assurance	DEVOLUTION AND PUBLIC SERVICES ADMINISTRATION	38,500.85	30-May-20	38,500.85	staff payables
Old Mutual Life Assurance	DEVOLUTION AND PUBLIC SERVICES ADMINISTRATION	38,500.85	6/30/2020	38,500.85	staff payables
WANA-ANGA SACCO	DEVOLUTION AND PUBLIC SERVICES ADMINISTRATION	42,386.00	30-May-20	42,386.00	staff payables
WANA-ANGA SACCO	DEVOLUTION AND PUBLIC SERVICES ADMINISTRATION	42,386.00	6/30/2020	42,386.00	staff payables
CIC Insurance Group	DEVOLUTION AND PUBLIC SERVICES ADMINISTRATION	59,000.00	30-May-20	59,000.00	staff payables
CIC Insurance Group	DEVOLUTION AND PUBLIC SERVICES ADMINISTRATION	59,000.00	6/30/2020	59,000.00	staff payables
MWALIMU NATIONAL SACCO	DEVOLUTION AND PUBLIC SERVICES ADMINISTRATION	59,415.00	30-May-20	59,415.00	staff payables
MWALIMU NATIONAL SACCO	DEVOLUTION AND PUBLIC SERVICES ADMINISTRATION	59,415.00	6/30/2020	59,415.00	staff payables
KENYA UNION OF CLINICAL OFFICE	DEVOLUTION AND PUBLIC SERVICES ADMINISTRATION	61,148.00	30-May-20	61,148.00	staff payables
KENYA UNION OF CLINICAL OFFICE	DEVOLUTION AND PUBLIC SERVICES ADMINISTRATION	61,148.00	6/30/2020	61,148.00	staff payables
MWITO SACCO	DEVOLUTION AND PUBLIC SERVICES ADMINISTRATION	61,320.40	6/30/2020	61,320.40	staff payables
MWITO SACCO	DEVOLUTION AND PUBLIC SERVICES ADMINISTRATION	61,625.50	30-May-20	61,625.50	staff payables
Libertylife assurance Kenya	DEVOLUTION AND PUBLIC SERVICES ADMINISTRATION	62,866.00	30-May-20	62,866.00	staff payables
Libertylife assurance Kenya	DEVOLUTION AND PUBLIC SERVICES ADMINISTRATION	62,866.00	6/30/2020	62,866.00	staff payables
Rafiki Microfinance bank ltd	DEVOLUTION AND PUBLIC SERVICES ADMINISTRATION	85,645.00	6/30/2020	85,645.00	staff payables
Rafiki Microfinance bank ltd	DEVOLUTION AND PUBLIC SERVICES ADMINISTRATION	88,713.00	30-May-20	88,713.00	staff payables
Prudential life assurance	DEVOLUTION AND PUBLIC SERVICES ADMINISTRATION	93,457.00	30-May-20	93,457.00	staff payables

**COUNTY EXECUTIVE OF MOMBASA**  
**Annual Report and Financial Statements**  
**For the year ended June 30, 2021.**

Prudential life assurance	DEVOLUTION AND PUBLIC SERVICES ADMINISTRATION	93,457.00	6/30/2020	93,457.00	staff payables
JAMII SACCO	DEVOLUTION AND PUBLIC SERVICES ADMINISTRATION	94,907.20	30-May-20	94,907.20	staff payables
JAMII SACCO	DEVOLUTION AND PUBLIC SERVICES ADMINISTRATION	94,907.20	6/30/2020	94,907.20	staff payables
National Nurses Association of Kenya	DEVOLUTION AND PUBLIC SERVICES ADMINISTRATION	95,850.00	30-May-20	95,850.00	staff payables
National Nurses Association of Kenya	DEVOLUTION AND PUBLIC SERVICES ADMINISTRATION	96,150.00	6/30/2020	96,150.00	staff payables
IMARIKA SACCO	DEVOLUTION AND PUBLIC SERVICES ADMINISTRATION	118,262.20	6/30/2020	118,262.20	staff payables
IMARIKA SACCO	DEVOLUTION AND PUBLIC SERVICES ADMINISTRATION	118,333.20	30-May-20	118,333.20	staff payables
NEWFORTIS SACCO	DEVOLUTION AND PUBLIC SERVICES ADMINISTRATION	122,993.55	6/30/2020	122,993.55	staff payables
NEWFORTIS SACCO	DEVOLUTION AND PUBLIC SERVICES ADMINISTRATION	123,511.60	30-May-20	123,511.60	staff payables
Union of Kenya C. Servant	DEVOLUTION AND PUBLIC SERVICES ADMINISTRATION	199,469.85	30-May-20	199,469.85	staff payables
Union of Kenya C. Servant	DEVOLUTION AND PUBLIC SERVICES ADMINISTRATION	200,262.85	6/30/2020	200,262.85	staff payables
CFC STANBIC	DEVOLUTION AND PUBLIC SERVICES ADMINISTRATION	202,017.00	30-May-20	202,017.00	staff payables
CFC STANBIC	DEVOLUTION AND PUBLIC SERVICES ADMINISTRATION	202,017.00	6/30/2020	202,017.00	staff payables
Pioneer Assurance	DEVOLUTION AND PUBLIC SERVICES ADMINISTRATION	220,308.20	30-May-20	220,308.20	staff payables
Pioneer Assurance	DEVOLUTION AND PUBLIC SERVICES ADMINISTRATION	220,308.20	6/30/2020	220,308.20	staff payables
National Social Security Fund	DEVOLUTION AND PUBLIC SERVICES ADMINISTRATION	229,000.00	30-May-20	229,000.00	staff payables
National Social Security Fund	DEVOLUTION AND PUBLIC SERVICES ADMINISTRATION	232,400.00	6/30/2020	232,400.00	staff payables
JOGOO SACCO	DEVOLUTION AND PUBLIC SERVICES ADMINISTRATION	271,544.30	6/30/2020	271,544.30	staff payables
JOGOO SACCO	DEVOLUTION AND PUBLIC SERVICES ADMINISTRATION	273,776.75	30-May-20	273,776.75	staff payables
Higher Education Loans Board	DEVOLUTION AND PUBLIC SERVICES ADMINISTRATION	278,519.55	6/30/2020	278,519.55	staff payables
Higher Education Loans Board	DEVOLUTION AND PUBLIC SERVICES ADMINISTRATION	278,823.30	30-May-20	278,823.30	staff payables
Premier kenya Ltd	DEVOLUTION AND PUBLIC SERVICES ADMINISTRATION	282,009.90	30-May-20	282,009.90	staff payables
Premier kenya Ltd	DEVOLUTION AND PUBLIC SERVICES ADMINISTRATION	285,601.90	6/30/2020	285,601.90	staff payables

**COUNTY EXECUTIVE OF MOMBASA**  
**Annual Report and Financial Statements**  
**For the year ended June 30, 2021.**

EMU-INYA Enterprises Ltd	DEVOLUTION AND PUBLIC SERVICES ADMINISTRATION	332,101.60	30-May-20	332,101.60	staff payables
EMU-INYA Enterprises Ltd	DEVOLUTION AND PUBLIC SERVICES ADMINISTRATION	332,101.60	6/30/2020	332,101.60	staff payables
Insurance Co. Of East Africa	DEVOLUTION AND PUBLIC SERVICES ADMINISTRATION	335,243.00	30-May-20	335,243.00	staff payables
Insurance Co. Of East Africa	DEVOLUTION AND PUBLIC SERVICES ADMINISTRATION	336,317.00	6/30/2020	336,317.00	staff payables
British American Insurance	DEVOLUTION AND PUBLIC SERVICES ADMINISTRATION	389,250.80	30-May-20	389,250.80	staff payables
British American Insurance	DEVOLUTION AND PUBLIC SERVICES ADMINISTRATION	393,758.80	6/30/2020	393,758.80	staff payables
Kenya National Union of Nurses	DEVOLUTION AND PUBLIC SERVICES ADMINISTRATION	395,400.00	30-May-20	395,400.00	staff payables
Kenya National Union of Nurses	DEVOLUTION AND PUBLIC SERVICES ADMINISTRATION	395,400.00	6/30/2020	395,400.00	staff payables
HARAMBEE SACCO	DEVOLUTION AND PUBLIC SERVICES ADMINISTRATION	443,465.20	6/30/2020	443,465.20	staff payables
Madison Insurance	DEVOLUTION AND PUBLIC SERVICES ADMINISTRATION	483,673.60	6/30/2020	483,673.60	staff payables
HARAMBEE SACCO	DEVOLUTION AND PUBLIC SERVICES ADMINISTRATION	485,325.90	30-May-20	485,325.90	staff payables
Madison Insurance	DEVOLUTION AND PUBLIC SERVICES ADMINISTRATION	489,173.60	30-May-20	489,173.60	staff payables
SHIRIKA SACCO	DEVOLUTION AND PUBLIC SERVICES ADMINISTRATION	535,364.10	30-May-20	535,364.10	staff payables
SHIRIKA SACCO	DEVOLUTION AND PUBLIC SERVICES ADMINISTRATION	537,917.50	6/30/2020	537,917.50	staff payables
HAZINA SACCO	DEVOLUTION AND PUBLIC SERVICES ADMINISTRATION	547,812.50	30-May-20	547,812.50	staff payables
HAZINA SACCO	DEVOLUTION AND PUBLIC SERVICES ADMINISTRATION	580,193.80	6/30/2020	580,193.80	staff payables
UKULIMA SACCO	DEVOLUTION AND PUBLIC SERVICES ADMINISTRATION	599,820.90	30-May-20	599,820.90	staff payables
UKULIMA SACCO	DEVOLUTION AND PUBLIC SERVICES ADMINISTRATION	611,421.60	6/30/2020	611,421.60	staff payables
Kenya Medical PP & Dentist Union	DEVOLUTION AND PUBLIC SERVICES ADMINISTRATION	709,300.00	30-May-20	709,300.00	staff payables
Kenya Medical PP & Dentist Union	DEVOLUTION AND PUBLIC SERVICES ADMINISTRATION	709,300.00	6/30/2020	709,300.00	staff payables
Letshego kenya ltd	DEVOLUTION AND PUBLIC SERVICES ADMINISTRATION	920,438.45	30-May-20	920,438.45	staff payables
Letshego kenya ltd	DEVOLUTION AND PUBLIC SERVICES ADMINISTRATION	964,881.70	6/30/2020	964,881.70	staff payables
Select Management Services Ltd	DEVOLUTION AND PUBLIC SERVICES ADMINISTRATION	978,159.95	30-May-20	978,159.95	staff payables

**COUNTY EXECUTIVE OF MOMBASA**  
**Annual Report and Financial Statements**  
**For the year ended June 30, 2021.**

Izwe Loans kenya ltd	DEVOLUTION AND PUBLIC SERVICES ADMINISTRATION	1,087,654.50	6/30/2020	1,087,654.50	staff payables
Izwe Loans kenya ltd	DEVOLUTION AND PUBLIC SERVICES ADMINISTRATION	1,098,947.50	30-May-20	1,098,947.50	staff payables
Platinum Credit Ltd	DEVOLUTION AND PUBLIC SERVICES ADMINISTRATION	1,283,869.25	30-May-20	1,283,869.25	staff payables
Platinum Credit Ltd	DEVOLUTION AND PUBLIC SERVICES ADMINISTRATION	1,298,328.25	6/30/2020	1,298,328.25	staff payables
Select Management Services Ltd	DEVOLUTION AND PUBLIC SERVICES ADMINISTRATION	1,475,852.95	6/30/2020	1,475,852.95	staff payables
NACICO SACCO	DEVOLUTION AND PUBLIC SERVICES ADMINISTRATION	1,526,107.80	30-May-20	1,526,107.80	staff payables
NACICO SACCO	DEVOLUTION AND PUBLIC SERVICES ADMINISTRATION	1,605,059.60	6/30/2020	1,605,059.60	staff payables
ABSA ( BARCLAYS) BANK	DEVOLUTION AND PUBLIC SERVICES ADMINISTRATION	1,737,613.00	30-May-20	1,737,613.00	staff payables
ABSA ( BARCLAYS) BANK	DEVOLUTION AND PUBLIC SERVICES ADMINISTRATION	1,745,171.00	6/30/2020	1,745,171.00	staff payables
FAMILY BANK	DEVOLUTION AND PUBLIC SERVICES ADMINISTRATION	2,375,129.95	30-May-20	2,375,129.95	staff payables
FAMILY BANK	DEVOLUTION AND PUBLIC SERVICES ADMINISTRATION	2,389,392.55	6/30/2020	2,389,392.55	staff payables
LAPTRUST PENSION TRUST	DEVOLUTION AND PUBLIC SERVICES ADMINISTRATION	3,956,688.25	21-Oct-20	3,956,688.25	staff payables
LAPTRUST PENSION TRUST	DEVOLUTION AND PUBLIC SERVICES ADMINISTRATION	4,001,903.90	21-Oct-20	4,001,903.90	staff payables
JITEGEMEE SACCO	DEVOLUTION AND PUBLIC SERVICES ADMINISTRATION	4,017,857.00	30-May-20	4,017,857.00	staff payables
JITEGEMEE SACCO	DEVOLUTION AND PUBLIC SERVICES ADMINISTRATION	4,021,853.00	6/30/2020	4,021,853.00	staff payables
EQUITY BANK	DEVOLUTION AND PUBLIC SERVICES ADMINISTRATION	4,749,926.15	30-May-20	4,749,926.15	staff payables
EQUITY BANK	DEVOLUTION AND PUBLIC SERVICES ADMINISTRATION	4,777,942.15	6/30/2020	4,777,942.15	staff payables
LAPTRUST PENSION TRUST	DEVOLUTION AND PUBLIC SERVICES ADMINISTRATION	4,910,423.25	25-Nov-20	4,910,423.25	staff payables
LAPTRUST PENSION TRUST	DEVOLUTION AND PUBLIC SERVICES ADMINISTRATION	5,003,343.30	21-Oct-20	5,003,343.30	staff payables
LOCAL AUTHORITY PROVIDENT FUND	DEVOLUTION AND PUBLIC SERVICES ADMINISTRATION	5,867,144.40	21-Oct-20	5,867,144.40	staff payables
LOCAL AUTHORITY PROVIDENT FUND	DEVOLUTION AND PUBLIC SERVICES ADMINISTRATION	5,911,779.45	21-Oct-20	5,911,779.45	staff payables
NHIF -MEDICAL COVER	DEVOLUTION AND PUBLIC SERVICES ADMINISTRATION	6,000,000.00	6/30/2019	6,000,000.00	staff payables
LOCAL AUTHORITY PROVIDENT FUND	DEVOLUTION AND PUBLIC SERVICES ADMINISTRATION	7,370,704.50	21-Oct-20	7,370,704.50	staff payables

**COUNTY EXECUTIVE OF MOMBASA**  
**Annual Report and Financial Statements**  
**For the year ended June 30, 2021.**

LAPTRUST PENSION TRUST	DEVOLUTION AND PUBLIC SERVICES ADMINISTRATION	7,439,128.85	21-Oct-20	7,439,128.85	staff payables
LOCAL AUTHORITY PROVIDENT FUND	DEVOLUTION AND PUBLIC SERVICES ADMINISTRATION	7,443,961.30	25-Nov-20	7,443,961.30	staff payables
LAPTRUST PENSION TRUST	DEVOLUTION AND PUBLIC SERVICES ADMINISTRATION	9,270,666.00	21-Oct-20	9,270,666.00	staff payables
LAPTRUST PENSION TRUST	DEVOLUTION AND PUBLIC SERVICES ADMINISTRATION	9,366,579.20	21-Oct-20	9,366,579.20	staff payables
AFYA SACCO	DEVOLUTION AND PUBLIC SERVICES ADMINISTRATION	11,012,478.15	30-May-20	11,012,478.15	staff payables
AFYA SACCO	DEVOLUTION AND PUBLIC SERVICES ADMINISTRATION	11,116,602.25	6/30/2020	11,116,602.25	staff payables
KCB	DEVOLUTION AND PUBLIC SERVICES ADMINISTRATION	12,687,176.50	30-May-20	12,687,176.50	staff payables
KCB	DEVOLUTION AND PUBLIC SERVICES ADMINISTRATION	12,915,268.50	6/30/2020	12,915,268.50	staff payables
NHIF -MEDICAL COVER	DEVOLUTION AND PUBLIC SERVICES ADMINISTRATION	22,685,489.00	6/30/2020	22,685,489.00	staff payables
LAPTRUST PENSION TRUST	FINANCE AND ECONOMIC PLANNING	25,000,000.00	1-Jul-21	25,000,000.00	staff payables
LAPTRUST PENSION TRUST	FINANCE AND ECONOMIC PLANNING	25,000,000.00	11-Jun-21	25,000,000.00	staff payables
LAPTRUST PENSION TRUST	FINANCE AND ECONOMIC PLANNING	25,000,000.00	25-Nov-20	25,000,000.00	staff payables
COOPERATIVE BANK.	DEVOLUTION AND PUBLIC SERVICES ADMINISTRATION	30,132,683.05	6/30/2020	30,132,683.05	staff payables
COOPERATIVE BANK.	DEVOLUTION AND PUBLIC SERVICES ADMINISTRATION	30,238,367.05	30-May-20	30,238,367.05	staff payables
*Posta bank SAYE	DEVOLUTION AND PUBLIC SERVICES ADMINISTRATION	21,700.00	30-May-20	21,700.00	staff payables
*Posta bank SAYE	DEVOLUTION AND PUBLIC SERVICES ADMINISTRATION	21,700.00	6/30/2020	21,700.00	staff payables
< Unknown SWA >?	DEVOLUTION AND PUBLIC SERVICES ADMINISTRATION	9,100.00	30-May-20	9,100.00	staff payables
< Unknown SWA >?	DEVOLUTION AND PUBLIC SERVICES ADMINISTRATION	9,100.00	6/30/2020	9,100.00	staff payables
<AMEK>	DEVOLUTION AND PUBLIC SERVICES ADMINISTRATION	2,500.00	30-May-20	2,500.00	staff payables
<AMEK>	DEVOLUTION AND PUBLIC SERVICES ADMINISTRATION	2,500.00	6/30/2020	2,500.00	staff payables
<KDTA>	DEVOLUTION AND PUBLIC SERVICES ADMINISTRATION	500	30-May-20	500	staff payables
<KDTA>	DEVOLUTION AND PUBLIC SERVICES ADMINISTRATION	500	6/30/2020	500	staff payables
<OHAK>	DEVOLUTION AND PUBLIC SERVICES ADMINISTRATION	2,000.00	30-May-20	2,000.00	staff payables

**COUNTY EXECUTIVE OF MOMBASA**  
**Annual Report and Financial Statements**  
**For the year ended June 30, 2021.**

<OHAK>	DEVOLUTION AND PUBLIC SERVICES ADMINISTRATION	2,000.00	6/30/2020	2,000.00	staff payables
BANK OF AFRICA	DEVOLUTION AND PUBLIC SERVICES ADMINISTRATION	444,625.50	6/30/2020	444,625.50	staff payables
BANK OF AFRICA	DEVOLUTION AND PUBLIC SERVICES ADMINISTRATION	454,498.50	30-May-20	454,498.50	staff payables
Barclays Life Assurance Kenya	DEVOLUTION AND PUBLIC SERVICES ADMINISTRATION	5,000.00	30-May-20	5,000.00	staff payables
Barclays Life Assurance Kenya	DEVOLUTION AND PUBLIC SERVICES ADMINISTRATION	5,000.00	6/30/2020	5,000.00	staff payables
Corporate Insurance	DEVOLUTION AND PUBLIC SERVICES ADMINISTRATION	28,461.00	30-May-20	28,461.00	staff payables
Corporate Insurance	DEVOLUTION AND PUBLIC SERVICES ADMINISTRATION	28,461.00	6/30/2020	28,461.00	staff payables
Courts of Law	DEVOLUTION AND PUBLIC SERVICES ADMINISTRATION	190,747.00	30-May-20	190,747.00	staff payables
Courts of Law	DEVOLUTION AND PUBLIC SERVICES ADMINISTRATION	190,747.00	6/30/2020	190,747.00	staff payables
Department of Housing	DEVOLUTION AND PUBLIC SERVICES ADMINISTRATION	1,617,971.00	30-May-20	1,617,971.00	staff payables
Department of Housing	DEVOLUTION AND PUBLIC SERVICES ADMINISTRATION	1,693,471.00	6/30/2020	1,693,471.00	staff payables
FAULU KENYA LTD	DEVOLUTION AND PUBLIC SERVICES ADMINISTRATION	6,160,091.00	6/30/2020	6,160,091.00	staff payables
FAULU KENYA LTD	DEVOLUTION AND PUBLIC SERVICES ADMINISTRATION	6,265,319.00	30-May-20	6,265,319.00	staff payables
Geminia Insurance	DEVOLUTION AND PUBLIC SERVICES ADMINISTRATION	5,000.00	30-May-20	5,000.00	staff payables
Geminia Insurance	DEVOLUTION AND PUBLIC SERVICES ADMINISTRATION	5,000.00	6/30/2020	5,000.00	staff payables
HOUSING FINANCE BANK	DEVOLUTION AND PUBLIC SERVICES ADMINISTRATION	23,547.00	30-May-20	23,547.00	staff payables
HOUSING FINANCE BANK	DEVOLUTION AND PUBLIC SERVICES ADMINISTRATION	23,547.00	6/30/2020	23,547.00	staff payables
Immigration Welfare	DEVOLUTION AND PUBLIC SERVICES ADMINISTRATION	150	30-May-20	150	staff payables
Immigration Welfare	DEVOLUTION AND PUBLIC SERVICES ADMINISTRATION	150	6/30/2020	150	staff payables
imprest	DEVOLUTION AND PUBLIC SERVICES ADMINISTRATION	38,713.40	30-May-20	38,713.40	staff payables
imprest	DEVOLUTION AND PUBLIC SERVICES ADMINISTRATION	39,513.40	6/30/2020	39,513.40	staff payables
INTERNAL RECIPTING	DEVOLUTION AND PUBLIC SERVICES ADMINISTRATION	1,257,449.40	6/30/2020	1,257,449.40	staff payables
INTERNAL RECIPTING	DEVOLUTION AND PUBLIC SERVICES ADMINISTRATION	2,205,013.20	30-May-20	2,205,013.20	payables



**COUNTY EXECUTIVE OF MOMBASA**  
**Annual Report and Financial Statements**  
**For the year ended June 30, 2021.**

JUBILEE INSURANCE CO.	DEVOLUTION AND PUBLIC SERVICES ADMINISTRATION	37,646.00	6/30/2020	37,646.00	staff payables
Kenya Association of Livestock Technicians	DEVOLUTION AND PUBLIC SERVICES ADMINISTRATION	700	30-May-20	700	staff payables
Kenya Association of Livestock Technicians	DEVOLUTION AND PUBLIC SERVICES ADMINISTRATION	700	6/30/2020	700	staff payables
Kenya Civil Servants Welfare	DEVOLUTION AND PUBLIC SERVICES ADMINISTRATION	100	30-May-20	100	staff payables
Kenya Civil Servants Welfare	DEVOLUTION AND PUBLIC SERVICES ADMINISTRATION	100	6/30/2020	100	staff payables
Kenya Clinical Officers Association	DEVOLUTION AND PUBLIC SERVICES ADMINISTRATION	10,900.00	30-May-20	10,900.00	staff payables
Kenya Clinical Officers Association	DEVOLUTION AND PUBLIC SERVICES ADMINISTRATION	10,900.00	6/30/2020	10,900.00	staff payables
Kenya Medical Drivers Association	DEVOLUTION AND PUBLIC SERVICES ADMINISTRATION	30	30-May-20	30	staff payables
Kenya Medical Drivers Association	DEVOLUTION AND PUBLIC SERVICES ADMINISTRATION	30	6/30/2020	30	staff payables
Kenya N. Secretaries association	DEVOLUTION AND PUBLIC SERVICES ADMINISTRATION	1,600.00	6/30/2020	1,600.00	staff payables
Kenya N. Secretaries association	DEVOLUTION AND PUBLIC SERVICES ADMINISTRATION	1,800.00	30-May-20	1,800.00	staff payables
Kenya Police Medical Fund	DEVOLUTION AND PUBLIC SERVICES ADMINISTRATION	350	30-May-20	350	staff payables
Kenya Police Medical Fund	DEVOLUTION AND PUBLIC SERVICES ADMINISTRATION	350	6/30/2020	350	staff payables
Kenya Progressive Nurses Ass	DEVOLUTION AND PUBLIC SERVICES ADMINISTRATION	21,710.00	6/30/2020	21,710.00	staff payables
Kenya Soc of Agricultural Profess	DEVOLUTION AND PUBLIC SERVICES ADMINISTRATION	500	30-May-20	500	staff payables
Kenya Soc of Agricultural Profess	DEVOLUTION AND PUBLIC SERVICES ADMINISTRATION	500	6/30/2020	500	staff payables
Kenya Soc of Agricultural Profess*	DEVOLUTION AND PUBLIC SERVICES ADMINISTRATION	600	6/30/2020	600	staff payables
Kenya Soc of Agricultural Profess*	DEVOLUTION AND PUBLIC SERVICES ADMINISTRATION	700	30-May-20	700	staff payables
KNUT SWA KILIFI	DEVOLUTION AND PUBLIC SERVICES ADMINISTRATION	200	30-May-20	200	staff payables
KNUT SWA KILIFI	DEVOLUTION AND PUBLIC SERVICES ADMINISTRATION	200	6/30/2020	200	staff payables
KNUT SWA MOMBASA	DEVOLUTION AND PUBLIC SERVICES ADMINISTRATION	300	30-May-20	300	staff payables
KNUT SWA MOMBASA	DEVOLUTION AND PUBLIC SERVICES ADMINISTRATION	300	6/30/2020	300	staff payables
KNUT UNION dues	DEVOLUTION AND PUBLIC SERVICES ADMINISTRATION	770.8	30-May-20	770.8	staff payables

**COUNTY EXECUTIVE OF MOMBASA**  
**Annual Report and Financial Statements**  
**For the year ended June 30, 2021.**

KNUT UNION dues	DEVOLUTION AND PUBLIC SERVICES ADMINISTRATION	770.8	6/30/2020	770.8	staff payables
Mazingira Welfare	DEVOLUTION AND PUBLIC SERVICES ADMINISTRATION	300	30-May-20	300	staff payables
Mazingira Welfare	DEVOLUTION AND PUBLIC SERVICES ADMINISTRATION	300	6/30/2020	300	staff payables
Mombasa Welfare	DEVOLUTION AND PUBLIC SERVICES ADMINISTRATION	5,430.00	30-May-20	5,430.00	staff payables
Mombasa Welfare	DEVOLUTION AND PUBLIC SERVICES ADMINISTRATION	5,430.00	6/30/2020	5,430.00	staff payables
Mwananchi Credit Ltd	DEVOLUTION AND PUBLIC SERVICES ADMINISTRATION	48,294.00	6/30/2020	48,294.00	staff payables
Nairobi Prov Co-op Office	DEVOLUTION AND PUBLIC SERVICES ADMINISTRATION	200	30-May-20	200	staff payables
Nairobi Prov Co-op Office	DEVOLUTION AND PUBLIC SERVICES ADMINISTRATION	200	6/30/2020	200	staff payables
NATIONAL BANK	DEVOLUTION AND PUBLIC SERVICES ADMINISTRATION	4,592.00	30-May-20	4,592.00	staff payables
NATIONAL BANK	DEVOLUTION AND PUBLIC SERVICES ADMINISTRATION	4,592.00	6/30/2020	4,592.00	staff payables
NCC - Water & Sewerage Development Welfare	DEVOLUTION AND PUBLIC SERVICES ADMINISTRATION	250	30-May-20	250	staff payables
NCC - Water & Sewerage Development Welfare	DEVOLUTION AND PUBLIC SERVICES ADMINISTRATION	250	6/30/2020	250	staff payables
Pan African Insurance(Sanlam)	DEVOLUTION AND PUBLIC SERVICES ADMINISTRATION	197,348.00	30-May-20	197,348.00	staff payables
Pan African Insurance(Sanlam)	DEVOLUTION AND PUBLIC SERVICES ADMINISTRATION	207,101.00	6/30/2020	207,101.00	staff payables
Paymaster- General ( W. C. P. S)	DEVOLUTION AND PUBLIC SERVICES ADMINISTRATION	518,872.60	30-May-20	518,872.60	staff payables
Paymaster- General ( W. C. P. S)	DEVOLUTION AND PUBLIC SERVICES ADMINISTRATION	522,625.40	6/30/2020	522,625.40	staff payables
PHARMACEUTICAL SOCIETY OF KENYA	DEVOLUTION AND PUBLIC SERVICES ADMINISTRATION	834	30-May-20	834	staff payables
PHARMACEUTICAL SOCIETY OF KENYA	DEVOLUTION AND PUBLIC SERVICES ADMINISTRATION	834	6/30/2020	834	staff payables
QWETU SACCO	DEVOLUTION AND PUBLIC SERVICES ADMINISTRATION	100	6/30/2020	100	staff payables
Saham Assurance Co. Ltd	DEVOLUTION AND PUBLIC SERVICES ADMINISTRATION	5,569.00	30-May-20	5,569.00	staff payables
Saham Assurance Co. Ltd	DEVOLUTION AND PUBLIC SERVICES ADMINISTRATION	5,569.00	6/30/2020	5,569.00	staff payables
Society of Radiography Kenya(SORK)	DEVOLUTION AND PUBLIC SERVICES ADMINISTRATION	6,000.00	30-May-20	6,000.00	staff payables
Society of Radiography Kenya(SORK)	DEVOLUTION AND PUBLIC SERVICES ADMINISTRATION	6,000.00	6/30/2020	6,000.00	staff payables

**COUNTY EXECUTIVE OF MOMBASA**  
**Annual Report and Financial Statements**  
**For the year ended June 30, 2021.**

SWA - Sheria	DEVOLUTION AND PUBLIC SERVICES ADMINISTRATION	100		30-May-20		100	staff payables
SWA - Sheria	DEVOLUTION AND PUBLIC SERVICES ADMINISTRATION	100		6/30/2020		100	staff payables
SWA- Administration Police	DEVOLUTION AND PUBLIC SERVICES ADMINISTRATION	200		30-May-20		200	staff payables
SWA- Administration Police	DEVOLUTION AND PUBLIC SERVICES ADMINISTRATION	200		6/30/2020		200	staff payables
The Monarch Insurance	DEVOLUTION AND PUBLIC SERVICES ADMINISTRATION	4,000.00		30-May-20		4,000.00	staff payables
The Monarch Insurance	DEVOLUTION AND PUBLIC SERVICES ADMINISTRATION	6,000.00		6/30/2020		6,000.00	staff payables
UNKNOWN SACCO	DEVOLUTION AND PUBLIC SERVICES ADMINISTRATION	300		30-May-20		300	staff payables
UNKNOWN SACCO	DEVOLUTION AND PUBLIC SERVICES ADMINISTRATION	300		6/30/2020		300	staff payables
water Welfare Association	DEVOLUTION AND PUBLIC SERVICES ADMINISTRATION	50		30-May-20		50	staff payables
water Welfare Association	DEVOLUTION AND PUBLIC SERVICES ADMINISTRATION	50		6/30/2020		50	staff payables
LAPTRUST PENSION TRUST LOCAL AUTHORITY PROVIDENT FUND	FINANCE AND ECONOMIC PLANNING	399,059,765.25	2013-2020			399,059,765.25	STAFF PAYABLE
MAZINGIRA WELFARE & SPORTS ASSOCIATION	FINANCE AND ECONOMIC PLANNING	256,417,008.35	2013-2020			256,417,008.35	STAFF PAYABLE
KENYA ALLIANCE INSURANCE CO	Mombasa - Devolution and Public Service Administration	300.00		30-Sep-20	300.00		STAFF PAYABLE
MAZINGIRA WELFARE & SPORTS ASSOCIATION	Mombasa - Devolution and Public Service Administration	13,200.00		4-Nov-20	13,200.00		STAFF PAYABLE
MAZINGIRA WELFARE & SPORTS ASSOCIATION	Mombasa - Devolution and Public Service Administration	300.00		4-Nov-20	300.00		STAFF PAYABLE
TOWER SAVINGS AND CREDIT CO-OPERATIVE SOCIETY LIMITED	Mombasa - Devolution and Public Service Administration	300.00		22-Dec-20	300.00		STAFF PAYABLE
LAPTRUST PENSION TRUST	Mombasa - Devolution and Public Service Administration	61,815.00		22-Dec-20	61,815.00		STAFF PAYABLE
LAPTRUST PENSION TRUST	Mombasa - Devolution and Public Service Administration	6,830,252.75		30-Jun-21	6,830,252.75		STAFF PAYABLE
LAPTRUST PENSION TRUST	Mombasa - Devolution and Public Service Administration	8,616,817.90		30-Jun-21	8,616,817.90		STAFF PAYABLE
LAPTRUST PENSION TRUST	Mombasa - Devolution and Public Service Administration	4,915,240.05		30-Jun-21	4,915,240.05		STAFF PAYABLE
LAPTRUST PENSION TRUST LOCAL AUTHORITY PROVIDENT FUND	Mombasa - Devolution and Public Service Administration	6,108,223.55		30-Jun-21	6,108,223.55		STAFF PAYABLE
LOCAL AUTHORITY		6,174,359.25		30-Jun-21	6,174,359.25		STAFF PAYABLE
LOCAL AUTHORITY		7,739,994.00		30-Jun-21			STAFF

**COUNTY EXECUTIVE OF MOMBASA  
Annual Report and Financial Statements  
For the year ended June 30, 2021.**

PROVIDENT FUND				7,739,994.00	PAYABLE
Ardhi Social Welfare Association	Mombasa - Devolution and Public Service Administration	50.00	30-Jun-21	50.00	STAFF PAYABLE
water Welfare Association	Mombasa - Devolution and Public Service Administration	50.00	30-Jun-21	50.00	STAFF PAYABLE
QWETU SACCO	Mombasa - Devolution and Public Service Administration	100.00	30-Jun-21	100.00	STAFF PAYABLE
AFNA SACCO	Mombasa - Devolution and Public Service Administration	100.00	30-Jun-21	100.00	STAFF PAYABLE
Kenya Civil Servants Welfare	Mombasa - Devolution and Public Service Administration	100.00	30-Jun-21	100.00	STAFF PAYABLE
SWA - Sheria	Mombasa - Devolution and Public Service Administration	100.00	30-Jun-21	100.00	STAFF PAYABLE
Immigration Welfare	Mombasa - Devolution and Public Service Administration	150.00	30-Jun-21	150.00	STAFF PAYABLE
SWA - Administration Police	Mombasa - Devolution and Public Service Administration	200.00	30-Jun-21	200.00	STAFF PAYABLE
KNUT SWA KILIFI	Mombasa - Devolution and Public Service Administration	200.00	30-Jun-21	200.00	STAFF PAYABLE
NCC - Water & Sewerage Development Welfare	Mombasa - Devolution and Public Service Administration	250.00	30-Jun-21	250.00	STAFF PAYABLE
Mazingira Welfare	Mombasa - Devolution and Public Service Administration	300.00	30-Jun-21	300.00	STAFF PAYABLE
Nairobi Prov Co-op Office	Mombasa - Devolution and Public Service Administration	300.00	30-Jun-21	300.00	STAFF PAYABLE
COTU	Mombasa - Devolution and Public Service Administration	300.00	30-Jun-21	300.00	STAFF PAYABLE
KNUT SWA MOMBASA	Mombasa - Devolution and Public Service Administration	300.00	30-Jun-21	300.00	STAFF PAYABLE
Kenya Police Medical Fund	Mombasa - Devolution and Public Service Administration	350.00	30-Jun-21	350.00	STAFF PAYABLE
SAUTI SACCO	Mombasa - Devolution and Public Service Administration	400.00	30-Jun-21	400.00	STAFF PAYABLE
Kenya Soc of Agricultural Profess	Mombasa - Devolution and Public Service Administration	500.00	30-Jun-21	500.00	STAFF PAYABLE
<KDTA>	Mombasa - Devolution and Public Service Administration	500.00	30-Jun-21	500.00	STAFF PAYABLE
Kenya Soc of Agricultural Profess*	Mombasa - Devolution and Public Service Administration	600.00	30-Jun-21	600.00	STAFF PAYABLE
Kenya Association of Livestock Technicians	Mombasa - Devolution and Public Service Administration	700.00	30-Jun-21	700.00	STAFF PAYABLE
Migori Kilimo Self Help Group	Mombasa - Devolution and Public Service Administration	700.00	30-Jun-21	700.00	STAFF PAYABLE
Blue Limited Kenya	Mombasa - Devolution and Public Service Administration	713.00	30-Jun-21	713.00	STAFF PAYABLE

**COUNTY EXECUTIVE OF MOMBASA**  
**Annual Report and Financial Statements**  
**For the year ended June 30, 2021.**

KNUT UNION dues	Mombasa - Devolution and Public Service Administration	825.20	30-Jun-21	825.20	STAFF PAYABLE
PHARMACEUTICAL SOCIETY OF KENYA	Mombasa - Devolution and Public Service Administration	834.00	30-Jun-21	834.00	STAFF PAYABLE
Capex Life Insurance	Mombasa - Devolution and Public Service Administration	1,000.00	30-Jun-21	1,000.00	STAFF PAYABLE
Association of Medical Records off	Mombasa - Devolution and Public Service Administration	1,100.00	30-Jun-21	1,100.00	STAFF PAYABLE
Kenya Med Social Workers Ass	Mombasa - Devolution and Public Service Administration	1,200.00	30-Jun-21	1,200.00	STAFF PAYABLE
Kenya Society of Physiotherapy	Mombasa - Devolution and Public Service Administration	1,300.00	30-Jun-21	1,300.00	STAFF PAYABLE
Kenya Credit Traders	Mombasa - Devolution and Public Service Administration	1,329.00	30-Jun-21	1,329.00	STAFF PAYABLE
ELIMU SACCO	Mombasa - Devolution and Public Service Administration	1,350.00	30-Jun-21	1,350.00	STAFF PAYABLE
Kenya N. Secretaries association	Mombasa - Devolution and Public Service Administration	1,400.00	30-Jun-21	1,400.00	STAFF PAYABLE
MOW Sports and Welfare	Mombasa - Devolution and Public Service Administration	1,750.00	30-Jun-21	1,750.00	STAFF PAYABLE
BORESHA SACCO	Mombasa - Devolution and Public Service Administration	2,000.00	30-Jun-21	2,000.00	STAFF PAYABLE
<OHAK>	Mombasa - Devolution and Public Service Administration	2,000.00	30-Jun-21	2,000.00	STAFF PAYABLE
<AMEK>	Mombasa - Devolution and Public Service Administration	2,000.00	30-Jun-21	2,000.00	STAFF PAYABLE
KWALE CIVIC WORKERS SACCO	Mombasa - Devolution and Public Service Administration	2,100.00	30-Jun-21	2,100.00	STAFF PAYABLE
ASILI SACCO	Mombasa - Devolution and Public Service Administration	2,200.00	30-Jun-21	2,200.00	STAFF PAYABLE
Kenya Occupational Therapy association	Mombasa - Devolution and Public Service Administration	2,400.00	30-Jun-21	2,400.00	STAFF PAYABLE
Mombasa Welfare	Mombasa - Devolution and Public Service Administration	2,930.00	30-Jun-21	2,930.00	STAFF PAYABLE
UFUNDI SACCO	Mombasa - Devolution and Public Service Administration	3,000.00	30-Jun-21	3,000.00	STAFF PAYABLE
TRANSCOM SACCO	Mombasa - Devolution and Public Service Administration	3,000.00	30-Jun-21	3,000.00	STAFF PAYABLE
UAP provisional Insurance	Mombasa - Devolution and Public Service Administration	3,000.00	30-Jun-21	3,000.00	STAFF PAYABLE
Amedo S. Products	Mombasa - Devolution and Public Service Administration	3,446.40	30-Jun-21	3,446.40	STAFF PAYABLE
ArgoS Furnishers Limited	Mombasa - Devolution and Public Service Administration	4,366.00	30-Jun-21	4,366.00	STAFF PAYABLE
NATIONAL BANK	Mombasa - Devolution and Public Service Administration	4,592.00	30-Jun-21	4,592.00	STAFF PAYABLE

**COUNTY EXECUTIVE OF MOMBASA**  
**Annual Report and Financial Statements**  
**For the year ended June 30, 2021.**

Gemina Insurance	Mombasa - Devolution and Public Service Administration	5,000.00	30-Jun-21	5,000.00	PAYABLE
BANDARI SACCO	Mombasa - Devolution and Public Service Administration	5,500.00	30-Jun-21	5,500.00	STAFF
MLWASA	Mombasa - Devolution and Public Service Administration	5,570.00	30-Jun-21	5,570.00	PAYABLE
MAFANIKIO SACCO SOCIETY	Mombasa - Devolution and Public Service Administration	6,000.00	30-Jun-21	6,000.00	STAFF
Society of Radiography Kenya(SORK)	Mombasa - Devolution and Public Service Administration	6,000.00	30-Jun-21	6,000.00	PAYABLE
Saham Assurance Co. Ltd	Mombasa - Devolution and Public Service Administration	6,413.00	30-Jun-21	6,413.00	STAFF
Assoc of Kenya Medical Lab Sci Officers	Mombasa - Devolution and Public Service Administration	6,500.00	30-Jun-21	6,500.00	PAYABLE
Economic Credit Traders	Mombasa - Devolution and Public Service Administration	6,653.00	30-Jun-21	6,653.00	STAFF
Eglet Insurance Solution	Mombasa - Devolution and Public Service Administration	6,780.00	30-Jun-21	6,780.00	PAYABLE
< Unknown SWA >?	Mombasa - Devolution and Public Service Administration	8,800.00	30-Jun-21	8,800.00	STAFF
UNKNOWN SACCO	Mombasa - Devolution and Public Service Administration	8,900.00	30-Jun-21	8,900.00	PAYABLE
The Monarch Insurance Kenya Clinical Officers Association	Mombasa - Devolution and Public Service Administration	9,000.00	30-Jun-21	9,000.00	STAFF
Kenya Alliance Insurance	Mombasa - Devolution and Public Service Administration	11,100.00	30-Jun-21	11,100.00	PAYABLE
SHERIA SACCO	Mombasa - Devolution and Public Service Administration	12,200.00	30-Jun-21	12,200.00	STAFF
GUSII MWALIMU SACCO	Mombasa - Devolution and Public Service Administration	12,568.00	30-Jun-21	12,568.00	PAYABLE
STIMA SACCO	Mombasa - Devolution and Public Service Administration	12,700.00	30-Jun-21	12,700.00	STAFF
Association of Public Health Officers	Mombasa - Devolution and Public Service Administration	13,700.00	30-Jun-21	13,700.00	PAYABLE
Cannon Assurance	Mombasa - Devolution and Public Service Administration	14,000.00	30-Jun-21	14,000.00	STAFF
*Posta bank SAYE Kenya Progressive Nurses Ass	Mombasa - Devolution and Public Service Administration	14,367.00	30-Jun-21	14,367.00	PAYABLE
APA LIFE ASSURANCE	Mombasa - Devolution and Public Service Administration	17,700.00	30-Jun-21	17,700.00	STAFF
ARDHI SACCO	Mombasa - Devolution and Public Service Administration	19,460.00	30-Jun-21	19,460.00	PAYABLE
	Mombasa - Devolution and Public Service Administration	20,717.00	30-Jun-21	20,717.00	STAFF
	Mombasa - Devolution and Public Service Administration	22,002.00	30-Jun-21	22,002.00	PAYABLE

**COUNTY EXECUTIVE OF MOMBASA**  
**Annual Report and Financial Statements**  
**For the year ended June 30, 2021.**

KENYA POLICE SACCO	Mombasa - Devolution and Public Service Administration	22,769.55	30-Jun-21	22,769.55	STAFF PAYABLE
Corporate Insurance	Mombasa - Devolution and Public Service Administration	23,239.00	30-Jun-21	23,239.00	STAFF PAYABLE
Kenindia Assurance	Mombasa - Devolution and Public Service Administration	26,284.00	30-Jun-21	26,284.00	STAFF PAYABLE
HOUSING FINANCE BANK	Mombasa - Devolution and Public Service Administration	28,243.00	30-Jun-21	28,243.00	STAFF PAYABLE
Old Mutual Life Assurance	Mombasa - Devolution and Public Service Administration	31,552.85	30-Jun-21	31,552.85	STAFF PAYABLE
JUBILEE INSURANCE CO.	Mombasa - Devolution and Public Service Administration	34,347.00	30-Jun-21	34,347.00	STAFF PAYABLE
imprest	Mombasa - Devolution and Public Service Administration	36,640.30	30-Jun-21	36,640.30	STAFF PAYABLE
UKAGUZI SACCO	Mombasa - Devolution and Public Service Administration	41,536.00	30-Jun-21	41,536.00	STAFF PAYABLE
WANA-ANGA SACCO	Mombasa - Devolution and Public Service Administration	52,632.00	30-Jun-21	52,632.00	STAFF PAYABLE
Libertylife assurance Kenya	Mombasa - Devolution and Public Service Administration	53,900.00	30-Jun-21	53,900.00	STAFF PAYABLE
MWALIMU NATIONAL SACCO	Mombasa - Devolution and Public Service Administration	54,015.00	30-Jun-21	54,015.00	STAFF PAYABLE
CIC Insurance Group	Mombasa - Devolution and Public Service Administration	56,500.00	30-Jun-21	56,500.00	STAFF PAYABLE
KENYA UNION OF CLINICAL OFFICE	Mombasa - Devolution and Public Service Administration	62,148.00	30-Jun-21	62,148.00	STAFF PAYABLE
Rafiki Microfinance bank ltd	Mombasa - Devolution and Public Service Administration	64,166.00	30-Jun-21	64,166.00	STAFF PAYABLE
CFC STANBIC	Mombasa - Devolution and Public Service Administration	70,841.40	30-Jun-21	70,841.40	STAFF PAYABLE
MWITO SACCO	Mombasa - Devolution and Public Service Administration	71,144.00	30-Jun-21	71,144.00	STAFF PAYABLE
National Nurses Association of Kenya	Mombasa - Devolution and Public Service Administration	89,650.00	30-Jun-21	89,650.00	STAFF PAYABLE
INTERNAL RECIPTING	Mombasa - Devolution and Public Service Administration	92,250.00	30-Jun-21	92,250.00	STAFF PAYABLE
Prudential life assurance	Mombasa - Devolution and Public Service Administration	95,180.00	30-Jun-21	95,180.00	STAFF PAYABLE
JAMII SACCO	Mombasa - Devolution and Public Service Administration	107,213.20	30-Jun-21	107,213.20	STAFF PAYABLE
IMARIKA SACCO	Mombasa - Devolution and Public Service Administration	122,400.20	30-Jun-21	122,400.20	STAFF PAYABLE
TOWER SACCO	Mombasa - Devolution and Public Service Administration	125,442.00	30-Jun-21	125,442.00	STAFF PAYABLE
NEWFORTIS SACCO	Mombasa - Devolution and Public Service Administration	158,541.35	30-Jun-21	158,541.35	STAFF PAYABLE

**COUNTY EXECUTIVE OF MOMBASA**  
**Annual Report and Financial Statements**  
**For the year ended June 30, 2021.**

Courts of Law	Mombasa - Devolution and Public Service Administration	177,817.00	30-Jun-21	177,817.00	STAFF
Pioneer Assurance	Mombasa - Devolution and Public Service Administration	210,728.20	30-Jun-21	210,728.20	PAYABLE
Higher Education Loans Board	Mombasa - Devolution and Public Service Administration	212,058.70	30-Jun-21	212,058.70	PAYABLE
BANK OF AFRICA	Mombasa - Devolution and Public Service Administration	212,904.60	30-Jun-21	212,904.60	STAFF
Union of Kenya C. Servant Pan African	Mombasa - Devolution and Public Service Administration	221,233.45	30-Jun-21	221,233.45	PAYABLE
Insurance(Sanlam)	Mombasa - Devolution and Public Service Administration	231,681.00	30-Jun-21	231,681.00	STAFF
EMPLOYER CONTRIBUTION National Social Security Fund	Mombasa - Devolution and Public Service Administration	233,400.00	30-Jun-21	233,400.00	PAYABLE
JOGOO SACCO	Mombasa - Devolution and Public Service Administration	236,500.00	30-Jun-21	236,500.00	PAYABLE
Premier kenya Ltd	Mombasa - Devolution and Public Service Administration	278,397.20	30-Jun-21	278,397.20	STAFF
Mwananchi Credit Ltd	Mombasa - Devolution and Public Service Administration	352,490.95	30-Jun-21	352,490.95	PAYABLE
British American Insurance	Mombasa - Devolution and Public Service Administration	352,597.80	30-Jun-21	352,597.80	STAFF
Paymaster- General ( W. C. P. S)	Mombasa - Devolution and Public Service Administration	374,693.75	30-Jun-21	374,693.75	PAYABLE
HARAMBEE SACCO	Mombasa - Devolution and Public Service Administration	381,722.40	30-Jun-21	381,722.40	STAFF
Insurance Co. Of East Africa Kenya National Union of Nurses	Mombasa - Devolution and Public Service Administration	389,622.60	30-Jun-21	389,622.60	PAYABLE
Madison Insurance	Mombasa - Devolution and Public Service Administration	391,622.00	30-Jun-21	391,622.00	STAFF
UKULIMA SACCO	Mombasa - Devolution and Public Service Administration	396,430.00	30-Jun-21	396,430.00	PAYABLE
HAZINA SACCO	Mombasa - Devolution and Public Service Administration	469,974.30	30-Jun-21	469,974.30	STAFF
GOK-PSS-Scheme	Mombasa - Devolution and Public Service Administration	478,702.90	30-Jun-21	478,702.90	PAYABLE
EMU-INYA Enterprises Ltd	Mombasa - Devolution and Public Service Administration	485,966.05	30-Jun-21	485,966.05	STAFF
SHIRIKA SACCO	Mombasa - Devolution and Public Service Administration	506,923.10	30-Jun-21	506,923.10	PAYABLE
Kenya Medical pp & Dentist Union	Mombasa - Devolution and Public Service Administration	520,883.35	30-Jun-21	520,883.35	STAFF
	Mombasa - Devolution and Public Service Administration	683,947.55	30-Jun-21	683,947.55	PAYABLE
	Mombasa - Devolution and Public Service Administration	701,300.00	30-Jun-21	701,300.00	STAFF



**COUNTY EXECUTIVE OF MOMBASA**  
**Annual Report and Financial Statements**  
**For the year ended June 30, 2021.**

Letshego Kenya Ltd	Mombasa - Devolution and Public Service Administration	972,355.55	30-Jun-21	972,355.55	STAFF PAYABLE
Kenya county Govt. Workers Union	Mombasa - Devolution and Public Service Administration	1,014,030.00	30-Jun-21	1,014,030.00	STAFF PAYABLE
ABSA ( BARCLAYS) BANK	Mombasa - Devolution and Public Service Administration	1,073,594.80	30-Jun-21	1,073,594.80	STAFF PAYABLE
Department of Housing	Mombasa - Devolution and Public Service Administration	1,221,701.00	30-Jun-21	1,221,701.00	STAFF PAYABLE
Izwe Loans Kenya Ltd	Mombasa - Devolution and Public Service Administration	1,390,978.00	30-Jun-21	1,390,978.00	STAFF PAYABLE
Platinum Credit Ltd	Mombasa - Devolution and Public Service Administration	1,692,630.80	30-Jun-21	1,692,630.80	STAFF PAYABLE
Select Management Services Ltd	Mombasa - Devolution and Public Service Administration	1,968,321.55	30-Jun-21	1,968,321.55	STAFF PAYABLE
NACICO SACCO	Mombasa - Devolution and Public Service Administration	2,014,766.55	30-Jun-21	2,014,766.55	STAFF PAYABLE
FAMILY BANK	Mombasa - Devolution and Public Service Administration	2,268,352.65	30-Jun-21	2,268,352.65	STAFF PAYABLE
JITEGEMEE SACCO EMPLOYER CONTRIBUTION(GOK)	Mombasa - Devolution and Public Service Administration	3,538,922.30	30-Jun-21	3,538,922.30	STAFF PAYABLE
LAPTRUST-AUTO (CONTRIBUTION) EMPLOYER CONTRIBUTION(CONTRIBUTION)	Mombasa - Devolution and Public Service Administration	3,801,923.25	30-Jun-21	3,801,923.25	STAFF PAYABLE
Provident- Fund Scheme-LAPFUND	Mombasa - Devolution and Public Service Administration	4,915,240.05	30-Jun-21	4,915,240.05	STAFF PAYABLE
National Hospital Insurance Fund	Mombasa - Devolution and Public Service Administration	6,108,223.55	30-Jun-21	6,108,223.55	STAFF PAYABLE
LAPTRUST-AUTO(BENEFIT)	Mombasa - Devolution and Public Service Administration	6,174,359.25	30-Jun-21	6,174,359.25	STAFF PAYABLE
FAULU KENYA LTD	Mombasa - Devolution and Public Service Administration	6,286,800.00	30-Jun-21	6,286,800.00	STAFF PAYABLE
EMPLOYER CONTRIBUTION	Mombasa - Devolution and Public Service Administration	6,830,252.75	30-Jun-21	6,830,252.75	STAFF PAYABLE
EQUITY BANK EMPLOYER CONTRIBUTION(BENEFIT)	Mombasa - Devolution and Public Service Administration	6,988,051.00	30-Jun-21	6,988,051.00	STAFF PAYABLE
AFYA SACCO	Mombasa - Devolution and Public Service Administration	7,739,994.00	30-Jun-21	7,739,994.00	STAFF PAYABLE
KCB	Mombasa - Devolution and Public Service Administration	8,395,116.30	30-Jun-21	8,395,116.30	STAFF PAYABLE
COOPERATIVE BANK.	Mombasa - Devolution and Public Service Administration	8,616,817.90	30-Jun-21	8,616,817.90	STAFF PAYABLE
		11,502,990.15	30-Jun-21	11,502,990.15	STAFF PAYABLE
		12,352,877.50	30-Jun-21	12,352,877.50	STAFF PAYABLE
		35,241,056.20	30-Jun-21		STAFF

**COUNTY EXECUTIVE OF MOMBASA**  
**Annual Report and Financial Statements**  
**For the year ended June 30, 2021.**

	Public Service Administration			35,241,056.20		PAYABLE
Paymaster- General ( P. A. Y. E)	Mombasa - Devolution and Public Service Administration	85,222,546.90	30-Jun-21	85,222,546.90		STAFF PAYABLE
EQUITY BANK LTD	Mombasa - Finance and Economic Planning	214,945,887.45	1-Jul-21	214,945,887.45		STAFF PAYABLE
	<b>TOTAL</b>	<b>1,506,972,278.20</b>		<b>336,029,141.30</b>	<b>1,507,435,778.20</b>	<b>1,014,367,238.90</b>

**OTHER PENDING PAYABLES**

TRADING PARTNER	OPERAIING UNIT	ORIGINAL AMOUNT	DATE	PAID	BALANCE 2020-2021	BALANCE 2019-2020	OTHER PENDING BILL
TAX ARREARS	Finance and Economic Planning	421,136,848		130,426,913.00		188,313,398.05	
					102,396,536.85		
	<b>TOTAL</b>	<b>421,136,848</b>		<b>130,426,913.00</b>	<b>671,774,790.85</b>	<b>363,756,891.00</b>	

**XXX COUNT EXECUTIVE - (Indicate actual name of the County Executive)**  
**Consolidated Reports and Financial Statements**  
**For the year ended June 30, 2021**

**ANNEX 3 – ANALYSIS OF PENDING STAFF PAYABLES**

Name of Staff	Job Group	Date Contracted	Original Amount	Amount Paid To-Date	Outstanding Balance 2020/2021	Outstanding Balance 2019/2020
			a	b	c=a-b	
<b>Senior Management</b>						
1.						
2.						
<b>Sub-Total</b>						
<b>Middle Management</b>						
3.						
4.						
<b>Sub-Total</b>						
<b>Unionisable Employees</b>						
5.						
6.						
<b>Sub-Total</b>						
<b>Others (specify)</b>						
7.						
8.						
<b>Sub-Total</b>						
<b>Grand Total</b>						

**XXX COUNT EXECUTIVE - (Indicate actual name of the County Executive)**  
**Consolidated Reports and Financial Statements**  
**For the year ended June 30, 2021**

**ANNEX 4 – ANALYSIS OF OTHER PENDING PAYABLES**

Name	Brief Transaction Description	Date Contracted	Original Amount	Amount Paid To-Date	Outstanding Balance 2020/2021	Outstanding Balance 2019/2020	Comments
			a	b	c=a-b		
<b>Amounts due to National Govt Entities</b>							
1.							
2.							
<b>Sub-Total</b>							
<b>Amounts due to County Govt Entities</b>							
3.							
4.							
<b>Sub-Total</b>							
<b>Amounts due to Third Parties</b>							
5.							
<b>Sub-Total</b>							
<b>Others (specify)</b>							
6.							
<b>Sub-Total</b>							
<b>Grand Total</b>							

**COUNTY EXECUTIVE OF MOMBASA**  
**Annual Report and Financial Statements**  
**For the year ended June 30, 2021.**

**ANNEX 5 – ANALYSIS OF ACCOUNTS RECEIVABLES**

*(a) Government Imprest*

**COUNTY GOVERNMENT OF MOMBASA**  
**IMPREST REPORTS**  
**FOR THE FINANCIAL YEAR ENDED 30TH JUNE 2021**

Name of officer or Institution	Date imprest taken	Amount taken	Amount surrendered	Balance	Imprest number	Department
<i>Florence Mwilole</i>	<i>10.11.2020</i>	<i>1,800,000.00</i>	<i>1,800,000.00</i>	-	<i>3957882</i>	Mombasa - The Executive
<i>Grace Nganga</i>	<i>20.01.2020</i>	<i>1,500,000.00</i>	<i>1,500,000.00</i>	-	<i>3957895</i>	Mombasa - The Executive
<i>Najma Keya</i>	<i>08.03.2021</i>	<i>502,990.00</i>	<i>502,990.00</i>	-	<i>3957898</i>	Mombasa - The Executive
<i>Kinana Juma</i>	<i>23.10.2020</i>	<i>1,500,000.00</i>	<i>1,500,000.00</i>	-	<i>3957875</i>	Mombasa - The Executive
<i>Dainesi Nawari</i>	<i>08.03.2021</i>	<i>1,000,000.00</i>	<i>1,000,000.00</i>	-	<i>4229256</i>	Mombasa - The Executive
<i>Patrick Mwarula</i>	<i>08.03.2021</i>	<i>224,144.00</i>	<i>224,144.00</i>	-	<i>4229254</i>	Mombasa - The Executive
<i>Isaac Angote</i>	<i>08.03.2021</i>	<i>224,144.00</i>	<i>224,144.00</i>	-	<i>4229253</i>	Mombasa - The Executive
<i>Grace Nganga</i>	<i>08.03.2021</i>	<i>676,986.00</i>	<i>676,986.00</i>	-	<i>3957897</i>	Mombasa - The Executive
<i>Najma Keya</i>	<i>17.03.2021</i>	<i>973,000.00</i>	<i>973,000.00</i>	-	<i>4229259</i>	Mombasa - The Executive
<i>Cynthia Dzilla</i>	<i>20.01.2020</i>	<i>1,500,000.00</i>	<i>1,500,000.00</i>	-	<i>3957892</i>	Mombasa - The Executive
<i>David Odada</i>	<i>08.03.2021</i>	<i>277,328.00</i>	<i>277,328.00</i>	-	<i>3957899</i>	Mombasa - The Executive
<i>Cynthia Dzilla</i>	<i>08.03.2021</i>	<i>1,704,562.00</i>	<i>1,704,562.00</i>	-	<i>3957900</i>	Mombasa - The Executive
<i>Florence j. Kabuka</i>	<i>08.03.2021</i>	<i>454,562.00</i>	<i>454,562.00</i>	-	<i>4229251</i>	Mombasa - The Executive
<i>Kinana Juma</i>	<i>08.03.2021</i>	<i>1,250,000.00</i>	<i>1,250,000.00</i>	-	<i>4229252</i>	Mombasa - The Executive
<i>Kinana Juma</i>	<i>20.01.2020</i>	<i>1,500,000.00</i>	<i>1,500,000.00</i>	-	<i>3957894</i>	Mombasa - The Executive
<i>Florence J. Kabuka</i>	<i>23.10.2020</i>	<i>1,800,000.00</i>	<i>1,800,000.00</i>	-	<i>3957871</i>	Mombasa - The Executive

**COUNTY EXECUTIVE OF MOMBASA**  
**Annual Report and Financial Statements**  
**For the year ended June 30, 2021.**

<i>Florence J. Kabuka</i>	08.07.2020	1,700,000.00	1,700,000.00	1,700,000.00	3947591	Mombasa - The Executive
<i>Dainesi Nawari</i>	08.07.2020	1,700,000.00	1,700,000.00	1,700,000.00	3947590	Mombasa - The Executive
<i>Grace Nganga</i>	08.07.2020	1,700,000.00	1,700,000.00	1,700,000.00	3947594	Mombasa - The Executive
<i>Cynthia Dzila</i>	23.10.2020	1,800,000.00	1,800,000.00	1,800,000.00	3957867	Mombasa - The Executive
<i>Kinana Juma</i>	08.07.2020	1,700,000.00	1,700,000.00	1,700,000.00	3947593	Mombasa - The Executive
<i>Najma Keya</i>	23.10.2020	1,352,160.00	1,352,160.00	1,352,160.00	3957869	Mombasa - The Executive
<i>Najma Keya</i>	08.07.2020	1,700,000.00	1,700,000.00	1,700,000.00	3947589	Mombasa - The Executive
<i>Patrick Mwavula</i>	23.10.2020	1,523,180.00	1,523,180.00	1,523,180.00	3957874	Mombasa - The Executive
<i>Jedida Kioko</i>	23.10.2020	1,800,000.00	1,800,000.00	1,800,000.00	3957868	Mombasa - The Executive
<i>Basil Muga</i>	23.10.2020	600,000.00	600,000.00	600,000.00	3957876	Mombasa - The Executive
<i>Cynthia Dzila</i>	08.07.2020	1,700,000.00	1,700,000.00	1,700,000.00	3947592	Mombasa - The Executive
<i>Kinana Juma</i>	23.10.2020	1,800,000.00	1,800,000.00	1,800,000.00	3957870	Mombasa - The Executive
<i>Florence Mwilale</i>	23.10.2020	1,650,000.00	1,650,000.00	1,650,000.00	3957872	Mombasa - The Executive
<i>Dainesi Nawari</i>	23.10.2020	1,557,000.00	1,557,000.00	1,557,000.00	3957873	Mombasa - The Executive
<i>Najma Keya</i>	19.01.2020	1,500,000.00	1,500,000.00	1,500,000.00	3957891	Mombasa - The Executive
<i>Najma Keya</i>	23.10.2020	1,800,000.00	1,800,000.00	1,800,000.00	3957865	Mombasa - The Executive
<i>Grace Nganga</i>	23.10.2020	1,800,000.00	1,800,000.00	1,800,000.00	3957866	Mombasa - The Executive
<i>Grace Wanjiku Nganga</i>	10.11.2020	1,800,000.00	1,800,000.00	1,800,000.00	3957884	Mombasa - The Executive
<i>Self Al Riyomy</i>	21.09.2020	1,905,000.00	1,905,000.00	1,905,000.00	3947722	Mombasa - Trade, Tourism and Investments
<i>Fatma Ibrahim</i>	24.09.2020	1,900,000.00	1,900,000.00	1,900,000.00	3947725	Mombasa - Trade, Tourism and Investments
<i>Abdirahman Idris</i>	08.09.2020	1,936,000.00	1,936,000.00	1,936,000.00	3957859	Mombasa - The Executive
<i>Daniel Imunya</i>	05.10.2020	372,000.00	372,000.00	372,000.00	3947906	Mombasa - Agriculture, Fisheries, Livestock and Co-Operatives

**COUNTY EXECUTIVE OF MOMBASA  
Annual Report and Financial Statements  
For the year ended June 30, 2021.**

<i>Jahn Mutua</i>	05.10.2020	304,000.00		304,000.00		3947907	Mombasa - Agriculture, Fisheries, Livestock and Co-Operatives
<i>Alex Karisa</i>	01.09.2019	75,400.00		75,400.00		1622332	Mombasa - Devolution and Public Service Administration
<i>Suleiman Abdullahi</i>	21.09.2020	178,500.00		178,500.00		3690673	Mombasa - Transport, Infrastructure and Public Works
<i>Caroline Ogola</i>	21.09.2020	59,900.00		59,900.00		3690672	Mombasa - Transport, Infrastructure and Public Works
<i>Najma Keya</i>	08.03.2021	1,900,000.00		1,900,000.00		4229255	Mombasa - The Executive
<i>Grace Nganga</i>	08.03.2021	1,900,000.00		1,900,000.00		4229257	Mombasa - The Executive
<i>Hilal Mahmud</i>	20.04.2021	1,820,000.00		1,820,000.00		4229261	Mombasa - The Executive
<i>Najma Keya</i>	09.08.2020	1,990,000.00		1,990,000.00		3957860	Mombasa - The Executive
<i>Bakari Mwadudu</i>	09.10.2020	1,350,000.00		1,350,000.00		3947963	Mombasa - County Planning, Land and Housing
<i>Zena Ali</i>	12.02.2021	1,232,000.00		1,232,000.00		3767434	Mombasa - Education
<i>Salma Noor</i>	08.03.2021	386,880.00		386,880.00		3677650	Mombasa - The Executive
<i>Jemimah Nasimiyu</i>	10.11.2020	702,000.00		702,000.00		3947623	Mombasa - Youth, Gender, Sports and Cultural Affairs
<i>Daudi Rashid Shikeli</i>	21.09.2020	300,000.00		300,000.00		3957906	Mombasa - Finance and Economic Planning
<i>Anwar Ahmed</i>	10.02.2021	1,607,600.00		1,607,600.00		3767432	Mombasa - Education
<i>Pauline Adhiambo Oginga</i>	08.03.2021	408,000.00		408,000.00		3677649	Mombasa - Health
<i>Said Abdallah Madzungu</i>	03.09.2020	1,999,000.00		1,999,000.00		3947547	Mombasa - Finance and Economic Planning
<i>Haji Mwinyi</i>	27.04.2021	257,600.00		257,600.00		3947662	Mombasa - Devolution and Public Service Administration
<i>Wahida Mohamed</i>	17.03.2021	1,038,000.00		1,038,000.00		3947735	Mombasa - Trade, Tourism and Investments
<i>Kibibi Abdallah</i>	17.11.2020	1,752,700.00		1,752,700.00		3947964	Mombasa - Education
<i>Betty Mutuma</i>	14.12.2020	1,872,000.00		1,872,000.00		3947627	Mombasa - Education
<i>Samuel Ngugi</i>	14.12.2020	1,888,000.00		1,888,000.00		3947628	Mombasa - Youth, Gender, Sports and Cultural Affairs
<i>Betty Mutuma</i>	14.12.2020	1,528,000.00		1,528,000.00		3947626	Mombasa - Youth, Gender, Sports and Cultural Affairs

**COUNTY EXECUTIVE OF MOMBASA**  
**Annual Report and Financial Statements**  
**For the year ended June 30, 2021.**

<i>Jacob Odhiambo Onyango</i>	15.10.2020	424,000.00	424,000.00	-	3947622	Mombasa - Youth, Gender, Sports and Cultural Affairs
<i>Munassar Hussein</i>	28.05.2021	1,948,400.00	1,948,400.00	-	3947745	Mombasa - Trade, Tourism and Investments
<i>Sophia Abdulhakim</i>	28.05.2021	1,676,400.00	1,676,400.00	-	3947744	Mombasa - Trade, Tourism and Investments
<i>Zillah Wange Kawuro</i>	17.09.2020	71,200.00	71,200.00	-	3947549	Mombasa - Finance and Economic Planning
<i>Talbert Ochieng Ochogo</i>	09.10.2020	27,588.00	27,588.00	-	3957908	Mombasa - Finance and Economic Planning
<i>Maurine Akinyi</i>	12.02.2021	198,900.00	198,900.00	-	3957923	Mombasa - Finance and Economic Planning
<i>Racheal W Mbogho</i>	15.09.2020	100,000.00	100,000.00	-	3957901	Mombasa - Finance and Economic Planning
<i>Mariam Hamisi</i>	18.11.2020	468,400.00	468,400.00	-	3767317	Mombasa - Public Service Board
<i>Veronica W Gitonga</i>	30.03.2021	942,000.00	942,000.00	-	3947736	Mombasa - Trade, Tourism and Investments
<i>Talbert Ochieng Ochogo</i>	29.01.2021	26,796.00	26,796.00	-	3957919	Mombasa - Finance and Economic Planning
<i>Milka Maina</i>	29.04.2021	360,800.00	360,800.00	-	3957928	Mombasa - Finance and Economic Planning
<i>Eve Sebby</i>	26.11.2020	400,000.00	400,000.00	-	3947624	Mombasa - Youth, Gender, Sports and Cultural Affairs
<i>Sarah Mwatua</i>	20.01.2021	379,500.00	379,500.00	-	3947914	Mombasa - Agriculture, Fisheries, Livestock and Co-Operatives
<i>Najma Keya</i>	10.11.2020	1,800,000.00	1,800,000.00	-	3957879	Mombasa - The Executive
<i>Rosina Wasoi</i>	15.10.2020	1,991,500.00	1,991,500.00	-	3947908	Mombasa - Agriculture, Fisheries, Livestock and Co-Operatives
<i>Kinana Juma</i>	10.11.2020	1,800,000.00	1,800,000.00	-	3957880	Mombasa - The Executive
<i>Florence J. Kabuka</i>	10.11.2020	1,800,000.00	1,800,000.00	-	3957881	Mombasa - The Executive
<i>Cynthia Dzilla</i>	10.11.2020	1,800,000.00	1,800,000.00	-	3957883	Mombasa - The Executive
<i>Anna Kavenge Musyoka</i>	23.10.2020	1,676,500.00	1,676,500.00	-	3947910	Mombasa - Agriculture, Fisheries, Livestock and Co-Operatives
<i>Simon Lasepicho</i>	23.10.2020	1,554,000.00	1,554,000.00	-	3947909	Mombasa - Agriculture, Fisheries, Livestock and Co-Operatives
<i>Bangushi Mohammed</i>	26.11.2020				3669718	Mombasa - Health



**COUNTY EXECUTIVE OF MOMBASA**  
**Annual Report and Financial Statements**  
**For the year ended June 30, 2021.**

			330,000.00	-	330,000.00			
<i>Jebet Chepkanga</i>	10.02.2021		1,887,800.00	-	1,887,800.00		3767431	Mombasa - Youth, Gender, Sports and Cultural Affairs
<i>Rehema B Ali</i>	10.02.2021		298,000.00	-	298,000.00		3767433	Mombasa - Education
<i>Daribibi Abdalla</i>	15.09.2020		1,250,000.00	-	1,250,000.00		3947961	Mombasa - County Planning, Land and Housing
<i>Alex Ndolani</i>	29.09.2020		30,000.00	-	30,000.00		3767430	Mombasa - Youth, Gender, Sports and Cultural Affairs
<i>Idd Mohamed</i>	17.09.2020		114,500.00	-	114,500.00		3947617	Mombasa - Youth, Gender, Sports and Cultural Affairs
<i>Mahmud Omar</i>	11.09.2020		1,355,000.00	-	1,355,000.00		3947962	Mombasa - Youth, Gender, Sports and Cultural Affairs
<i>Jeizan Faruk</i>	30.09.2020		1,900,000.00	-	1,900,000.00		3767313	Mombasa - Public Service Board
<i>Rose Munupe</i>	01.10.2020		1,072,500.00	-	1,072,500.00		3947957	Mombasa - County Planning, Land and Housing
<i>Fadya Ali</i>	02.10.2020		1,627,000.00	-	1,627,000.00		3767314	Mombasa - Public Service Board
<i>Salma Noor</i>	30.04.2020		982,488.00	-	982,488.00		4229272	Mombasa - The Executive
<i>Jeizan Faruk</i>	05.11.2020		87,200.00	-	87,200.00		3767315	Mombasa - Public Service Board
<i>Jashua Rume</i>	17.09.2020		1,696,000.00	-	1,696,000.00		3957903	Mombasa - Finance and Economic Planning
<i>Dickson Makokha</i>	15.09.2020		100,000.00	-	100,000.00		3957902	Mombasa - Finance and Economic Planning
<i>Kinana Juma</i>	29.04.2021		1,500,000.00	-	1,500,000.00		4229268	Mombasa - The Executive
<i>Florence J. Kabuka</i>	29.04.2021		993,388.00	-	993,388.00		4229267	Mombasa - The Executive
<i>Najma Keya</i>	29.04.2021		723,539.00	-	723,539.00		4229265	Mombasa - The Executive
<i>Grace Nganga</i>	29.04.2021		557,582.00	-	557,582.00		4229266	Mombasa - The Executive
<i>Dainesi Nawari</i>	29.04.2021		1,628,800.00	-	1,628,800.00		4229269	Mombasa - The Executive
<i>Fatma Ibrahim</i>	17.09.2020		500,000.00	-	500,000.00		3947723	Mombasa - Trade, Tourism and Investments
<i>Musembi Kioko</i>	20.01.2021		836,250.00	-	836,250.00		3947923	Mombasa - Agriculture, Fisheries, Livestock and Co-Operatives
<i>Esther Kyole</i>	05.02.2021		494,300.00	-	494,300.00		3947930	Mombasa - Agriculture, Fisheries, Livestock and Co-

**COUNTY EXECUTIVE OF MOMBASA**  
**Annual Report and Financial Statements**  
**For the year ended June 30, 2021.**

<i>Maurine Akinyi</i>	12.02.2021	247,400.00	247,400.00	3957933	Mombasa - Finance and Economic Planning
<i>Feick Mbogo</i>	05.05.2021	1,235,890.00	1,235,890.00	3957929	Mombasa - Finance and Economic Planning
<i>Isaac Angote</i>	30.04.2021	651,644.00	651,644.00	4229271	Mombasa - The Executive
<i>Jimmy Walioula</i>	12.10.2020	500,000.00	500,000.00	3957862	Mombasa - The Executive
<i>Emma Huho</i>	18.08.2020	100,000.00	100,000.00	3767423	Mombasa - Education
<i>Tabitha Mwanai</i>	18.01.2021	700,000.00	700,000.00	3669717	Mombasa - Health
<i>Salim Kibwana</i>	18.08.2020	1,000,000.00	1,000,000.00	3767424	Mombasa - Education
<i>Ruth W. Kuria</i>	01.10.2020	600,000.00	600,000.00	3947903	Mombasa - Agriculture, Fisheries, Livestock and Co-Operatives
<i>Stephen Odindo</i>	27.01.2021	144,000.00	144,000.00	3947661	Mombasa - Devolution and Public Service Administration
<i>Samuel Onyanga</i>	11.05.2021	250,000.00	250,000.00	3767435	Mombasa - Youth, Gender, Sports and Cultural Affairs
<i>Carol Gatanga</i>	12.05.2021	1,071,900.00	1,071,900.00	3767436	Mombasa - Youth, Gender, Sports and Cultural Affairs
<i>Jebet Chepkanga</i>	04.05.2021	1,500,000.00	1,500,000.00	3947641	Mombasa - Youth, Gender, Sports and Cultural Affairs
<i>Anna Kavenge Musyoka</i>	02.10.2020	1,000,000.00	1,000,000.00	3947905	Mombasa - Agriculture, Fisheries, Livestock and Co-Operatives
<i>Gibson Lungutu</i>	05.05.2021	844,872.00	844,872.00	3957932	Mombasa - Finance and Economic Planning
<i>Samuel Nguji</i>	22.12.2020	1,525,200.00	1,525,200.00	3947630	Mombasa - Youth, Gender, Sports and Cultural Affairs
<i>Simon Mbaro</i>	13.10.2020	845,000.00	845,000.00	3947619	Mombasa - Youth, Gender, Sports and Cultural Affairs
<i>Richard Abiero</i>	12.01.2021	840,000.00	840,000.00	3957916	Mombasa - Finance and Economic Planning
<i>Joseph Kamau</i>	27.05.2021	340,000.00	340,000.00	3767471	Mombasa - Youth, Gender, Sports and Cultural Affairs
<i>Johannes Mwita Mbuge</i>	20.01.2020	350,600.00	350,600.00	3947922	Mombasa - Agriculture, Fisheries, Livestock and Co-Operatives
<i>Jebet Chepkanga</i>	04.05.2021	1,500,000.00	1,500,000.00	3947639	Mombasa - Youth, Gender, Sports and Cultural Affairs

**COUNTY EXECUTIVE OF MOMBASA**  
**Annual Report and Financial Statements**  
**For the year ended June 30, 2021.**

Betty Mutuma	04.05.2021	1,525,000.00	1,525,000.00	1,525,000.00	3947644	Mombasa - Youth, Gender, Sports and Cultural Affairs
Samuel Ngugi	04.05.2021	1,650,000.00	1,650,000.00	1,650,000.00	3947636	Mombasa - Youth, Gender, Sports and Cultural Affairs
Jebet Chepkanga	04.05.2021	1,905,000.00	1,905,000.00	1,905,000.00	3947642	Mombasa - Youth, Gender, Sports and Cultural Affairs
Samuel Ngugi	04.05.2021	1,500,000.00	1,500,000.00	1,500,000.00	3947638	Mombasa - Youth, Gender, Sports and Cultural Affairs
Stephen Chemiati	04.05.2021	1,500,000.00	1,500,000.00	1,500,000.00	3947647	Mombasa - Youth, Gender, Sports and Cultural Affairs
Jebet Chepkanga	04.05.2021	1,500,000.00	1,500,000.00	1,500,000.00	3947640	Mombasa - Youth, Gender, Sports and Cultural Affairs
Magbell Mohamed Madbell	24.11.2020	30,000.00	30,000.00	30,000.00	3957913	Mombasa - Finance and Economic Planning
Andrew Kipkoach	05.10.2020	22,686.00	22,686.00	22,686.00	3690678	Mombasa - Youth, Gender, Sports and Cultural Affairs
Sophie W Mwalimu	21.09.2020	100,000.00	100,000.00	100,000.00	3957907	Mombasa - Finance and Economic Planning
Zillah Wange Kawuro	04.04.2021	100,000.00	100,000.00	100,000.00	3957927	Mombasa - Finance and Economic Planning
Bonface Odhiambo	04.09.2020	1,000,000.00	1,000,000.00	1,000,000.00	3947616	Mombasa - Youth, Gender, Sports and Cultural Affairs
Mary Okach	17.09.2020	100,000.00	100,000.00	100,000.00	3957904	Mombasa - Finance and Economic Planning
Mudathir Abdulkarim	31.08.2020	500,000.00	500,000.00	500,000.00	3947599	Mombasa - The Executive
Jedida Kioko	12.10.2020	685,500.00	685,500.00	685,500.00	3957863	Mombasa - The Executive
Christine Mwakio	29.10.2020	50,000.00	50,000.00	50,000.00	3957878	Mombasa - Devolution and Public Service Administration
Asha M Mummin	16.09.2020	100,000.00	100,000.00	100,000.00	3947550	Mombasa - Finance and Economic Planning
Swaleh M Sheikh	21.01.2021	167,000.00	167,000.00	167,000.00	3947928	Mombasa - Agriculture, Fisheries, Livestock and Co-Operatives
Florence W. Mwilole	31.08.2020	1,000,000.00	1,000,000.00	1,000,000.00	3957852	Mombasa - The Executive
Kinana Juma	31.08.2020	800,000.00	800,000.00	800,000.00	3957854	Mombasa - The Executive
Barbara Aaron	31.08.2020	1,000,000.00	1,000,000.00	1,000,000.00	3957853	Mombasa - The Executive
Mudathir Abdulkarim	05.05.2021	893,200.00	893,200.00	893,200.00	4229273	Mombasa - The Executive
Mudathir Abdulkarim	21.12.2020	1,035,296.00	1,035,296.00	1,035,296.00	3957889	Mombasa - The Executive

**COUNTY EXECUTIVE OF MOMBASA**  
**Annual Report and Financial Statements**  
**For the year ended June 30, 2021.**

Mudathir Abdulkarim	21.12.2020	1,000,000.00	1,000,000.00	1,000,000.00	3957888	Mombasa - The Executive
Florence J Kabuka	31.08.2020	1,999,999.00	1,999,999.00	1,999,999.00	3957851	Mombasa - The Executive
Veronica Gitonga	15.12.2020	500,000.00	500,000.00	500,000.00	3947729	Mombasa - Trade, Tourism and Investments
Samuel Ngugi	15.12.2020	1,800,000.00	1,800,000.00	1,800,000.00	3947613	Mombasa - Youth, Gender, Sports and Cultural Affairs
Iqbal Kalimudin	26.10.2020	300,000.00	300,000.00	300,000.00	3947727	Mombasa - Trade, Tourism and Investments
Samuel Ngugi	03.03.2021	1,900,000.00	1,900,000.00	1,900,000.00	3947632	Mombasa - Youth, Gender, Sports and Cultural Affairs
Somae Athman Shelle	25.01.2021	173,000.00	173,000.00	173,000.00	3947631	Mombasa - Finance and Economic Planning
Cynthia Zilla	01.10.2020	1,065,000.00	1,065,000.00	1,055,000.00	3957861	Mombasa - The Executive
Salim Hamuni	31.08.2020	500,000.00	500,000.00	500,000.00	3947717	Mombasa - Trade, Tourism and Investments
Alice Mwake Ngele	13.10.2020	400,000.00	400,000.00	CANCELLED	3767466	Mombasa - Water, Sanitation and Natural Resources
Night W. Wanjala	13.10.2020	300,000.00	300,000.00	CANCELLED	3947620	Mombasa - Agriculture, Fisheries, Livestock and Co-Operatives
Abdallah M.Mbaruk	11.08.2020	700,000.00	700,000.00	CANCELLED	3947658	Mombasa - Devolution and Public Service Administration
Hussein Mohamed	11.09.2020	1,000,000.00	1,000,000.00	CANCELLED	3767427	Mombasa - Education
Veronica Gitonga	31.05.2020	200,000.00	200,000.00	CANCELLED	3947718	Mombasa - Trade, Tourism and Investments
Alfred Mwakio	16.09.2020	1,000,000.00	1,000,000.00	CANCELLED	3947721	Mombasa - Trade, Tourism and Investments
Alfred Mwakio	05.05.2021	991,400.00	991,400.00	CANCELLED	3947740	Mombasa - Trade, Tourism and Investments
Rahab Kuranol	20.01.2021	600,000.00	600,000.00	CANCELLED	3947913	Mombasa - Agriculture, Fisheries, Livestock and Co-Operatives
Damaris Nyaga	20.01.2021	431,000.00	431,000.00	CANCELLED	3947915	Mombasa - The Executive
Caroline Rehema	20.01.2021	165,000.00	165,000.00	CANCELLED	3947916	Mombasa - Devolution and Public Service Administration
William K. Mureithi	20.01.2021	417,000.00	417,000.00	CANCELLED	3947917	Mombasa - Finance and Economic Planning
Lorraine Mlamba	21.01.2021	999,000.00	999,000.00	CANCELLED	3947919	Mombasa - Agriculture, Fisheries, Livestock and Co-Operatives

**COUNTY EXECUTIVE OF MOMBASA**  
**Annual Report and Financial Statements**  
**For the year ended June 30, 2021.**

Sebastian Wanyama	19.01.2021	968,000.00	CANCELLED	-	3947920	Mombasa - Agriculture, Fisheries, Livestock and Co-Operatives
Gilbert Mwangome	20.01.2021	48,000.00	CANCELLED	-	3947924	Mombasa - Devolution and Public Service Administration
Ibrahim Kariuki	20.01.2021	255,600.00	CANCELLED	-	3947925	Mombasa - Agriculture, Fisheries, Livestock and Co-Operatives
Donald Wagaka	19.01.2021	557,500.00	CANCELLED	-	3947926	Mombasa - Education
Tabitha Auma Awuor	20.01.2021	501,000.00	CANCELLED	-	3947927	Mombasa - Agriculture, Fisheries, Livestock and Co-Operatives
Florence J. Kabuka	20.01.2020	1,500,000.00	CANCELLED	-	3957893	Mombasa - The Executive
Florence Mwilole	20.01.2020	1,500,000.00	CANCELLED	-	3957896	Mombasa - The Executive
Najima Keya	17.03.2021	1,900,000.00	CANCELLED	-	4229252	Mombasa - The Executive
Cynthia N. Dzilla	10.03.2021	900,000.00	CANCELLED	-	4229258	Mombasa - The Executive
Grace Nganga	22.04.2021	1,900,000.00	CANCELLED	-	4229263	Mombasa - The Executive
Florence Jilani Kabuka	22.04.2021	1,900,000.00	CANCELLED	-	4229264	Mombasa - The Executive
Asha Salim	1709.202	50,000.00	CANCELLED	-	3957905	Mombasa - Finance and Economic Planning
Erick Mbogo	05.05.2021	1,417,108.00	CANCELLED	-	3957930	Mombasa - Finance and Economic Planning
David Asanyo	14.10.2020	250,000.00	CANCELLED	-	3690677	Mombasa - Transport, Infrastructure and Public Works
Jemimah Nasimiyu	04.05.2021	1,650,000.00	CANCELLED	-	3947633	Mombasa - Youth, Gender, Sports and Cultural Affairs
Jemimah Nasimiyu	04.05.2021	1,650,000.00	CANCELLED	-	3947634	Mombasa - Youth, Gender, Sports and Cultural Affairs
Samuel Ngugi	04.05.2021	1,650,000.00	CANCELLED	-	3947635	Mombasa - Youth, Gender, Sports and Cultural Affairs
Samuel Ngugi	04.05.2021	1,800,000.00	CANCELLED	-	3947637	Mombasa - Youth, Gender, Sports and Cultural Affairs
Betty Mutuma	04.05.2021	1,525,000.00	CANCELLED	-	3947643	Mombasa - Youth, Gender, Sports and Cultural Affairs
Betty Mutuma	04.05.2021	1,677,500.00	CANCELLED	-	3947645	Mombasa - Youth, Gender, Sports and Cultural Affairs
Betty Mutuma	04.05.2021	1,830,000.00	CANCELLED	-	3947646	Mombasa - Youth, Gender, Sports and Cultural Affairs

**COUNTY EXECUTIVE OF MOMBASA**  
**Annual Report and Financial Statements**  
**For the year ended June 30, 2021.**

Munira Hamisi	27.05.2021	592,200.00	CANCELLED	4229305	Mombasa - The Executive
Josephine Kakai	30.11.2020	345,000.00	CANCELLED	3669719	Mombasa - Health Mombasa - Agriculture, Fisheries, Livestock and Co- Operatives
Josephine Njarage	23.11.2020	32,400.00	CANCELLED	3947911	Mombasa - Agriculture, Fisheries, Livestock and Co- Operatives
Rahab Kuronoi	20.01.2021	600,000.00	CANCELLED	3947913	Mombasa - Agriculture, Fisheries, Livestock and Co- Operatives
Lilian Sarah A. Hadulo	20.01.2021	735,000.00	CANCELLED	3947918	Mombasa - Agriculture, Fisheries, Livestock and Co- Operatives
Pauline Mukumbu	19.01.2021	943,000.00	CANCELLED	3947921	Mombasa - Agriculture, Fisheries, Livestock and Co- Operatives
Hamid M Abdallah	02.01.2021	1,877,200.00	CANCELLED	3947931	Mombasa - Youth, Gender, Sports and Cultural Affairs
Halima T. Sentori	26.10.2020	242,400.00	CANCELLED	3947660	Mombasa - The Executive Mombasa - Agriculture, Fisheries, Livestock and Co- Operatives
William Chome Ngala	30.11.2020	265,000.00	CANCELLED	3669720	Mombasa - Health
Mejuma Salim	02.12.2020	1,740,000.00	CANCELLED	3669724	Mombasa - Health
Theresia Muthia	15.01.2021	1,999,000.00	CANCELLED	3669725	Mombasa - Health
Stephen Juma Okumu	15.02.2021	1,999,000.00	CANCELLED	3669726	Mombasa - Health
Mejuma Salim	13.04.2021	1,790,000.00	CANCELLED	3669727	Mombasa - Health
Steve Okumu	13.04.2021	1,490,000.00	CANCELLED	3690676	Mombasa - Transport, Infrastructure and Public Works
Salim Mwanyumba	30.09.2020	288,500.00	CANCELLED	3690679	Mombasa - Transport, Infrastructure and Public Works
Allan Muhanga Khamisi	22.04.2021	71,400.00	CANCELLED	3690680	Mombasa - Transport, Infrastructure and Public Works
Salim Mwalimu	22.04.2021	46,800.00	CANCELLED	3747621	Mombasa - Youth, Gender, Sports and Cultural Affairs
Shamsa Amry Omar	14.10.2020	10,000.00	CANCELLED	3767318	Mombasa - Public Service Board
Bisharan Amin Mohammed	05.02.2021	25,636.00	CANCELLED	3767319	Mombasa - Public Service Board
Jeitan Faruk	25.06.2021	987,600.00	CANCELLED		

**COUNTY EXECUTIVE OF MOMBASA**  
**Annual Report and Financial Statements**  
**For the year ended June 30, 2021.**

Salim Kibwana	27.05.2021	498,800.00	CANCELLED	-	3767437	Mombasa - Education
Richard Abiero	09.07.2020	1,978,000.00	CANCELLED	-	3947544	Mombasa - County Planning, Land and Housing
Najma Mohammed Shariif	08.04.2020	342,000.00	CANCELLED	-	3947614	Mombasa - Youth, Gender, Sports and Cultural Affairs
Swabrina Yusuf	08.05.2020	342,000.00	CANCELLED	-	3947615	Mombasa - Youth, Gender, Sports and Cultural Affairs
Elvinah M. Mzungu	04.12.2020	127,200.00	CANCELLED	-	3947625	Mombasa - Youth, Gender, Sports and Cultural Affairs
Samuel Ngugi	15.12.2020	1,812,000.00	CANCELLED	-	3947629	Mombasa - Youth, Gender, Sports and Cultural Affairs
Munira Hamisi	05.05.2021	1,408,000.00	CANCELLED	-	3947648	Mombasa - Youth, Gender, Sports and Cultural Affairs
Bill Clinton Midwa	05.05.2021	793,000.00	CANCELLED	-	3947649	Mombasa - Youth, Gender, Sports and Cultural Affairs
Ihan Abbas	28.06.2021	94,000.00	CANCELLED	-	3947663	Mombasa - Devolution and Public Service Administration
Nawal Kassim Ali	26.10.2020	1,103,000.00	CANCELLED	-	3947728	Mombasa - Trade, Tourism and Investments
Sophia Abdulhakim	07.01.2021	621,000.00	CANCELLED	-	3947731	Mombasa - Trade, Tourism and Investments
Jebet Kallimudin	05.02.2021	376,000.00	CANCELLED	-	3947733	Mombasa - Youth, Gender, Sports and Cultural Affairs
Alfred Mwakio	29.04.2021	1,056,356.00	CANCELLED	-	3947739	Mombasa - Trade, Tourism and Investments
Veronica Gitanga	30.06.2021	983,880.00	CANCELLED	-	3947748	Mombasa - Trade, Tourism and Investments
Saad Faraj		429,926.00	CANCELLED	-	3947749	Mombasa - Finance and Economic Planning
Salma Noor		859,852.00	CANCELLED	-	3947750	Mombasa - The Executive
Mwenda Miriti	02.06.2021	1,044,000.00	CANCELLED	-	3947967	Mombasa - The Executive
Barbara Aaron	04.09.2020	457,250.00	CANCELLED	-	3957857	Mombasa - The Executive
Basil Muga	12.10.2020	914,800.00	CANCELLED	-	3957864	Mombasa - The Executive
Binti amar	13.10.2020	110,600.00	CANCELLED	-	3957885	Mombasa - The Executive
Basil Muga	04.12.2020	317,700.00	CANCELLED	-	3957886	Mombasa - The Executive
Azil Salim	23.10.2020	1,999,000.00	CANCELLED	-	3957909	Mombasa - Finance and Economic Planning

**COUNTY EXECUTIVE OF MOMBASA**  
**Annual Report and Financial Statements**  
**For the year ended June 30, 2021.**

Alfred Mwakio	23.10.2020	803,700.00	CANCELLED	3957910	Mombasa - Trade, Tourism and Investments
Rashid Omar	02.03.2021	29,500.00	CANCELLED	3957921	Mombasa - Finance and Economic Planning
Mwende Samson	12.02.2021	100,000.00	CANCELLED	3957922	Mombasa - Finance and Economic Planning
Sahale Bawazir	24.02.2021	1,268,000.00	CANCELLED	3957924	Mombasa - Devolution and Public Service Administration
Ali Mbarak	07.04.2021	609,000.00	CANCELLED	3957926	Mombasa - Health
Sofia Abdulhakim		367,759.00	CANCELLED	3957941	Mombasa - Trade, Tourism and Investments
Teddy Mirima	11.09.2020	35,200.00	CANCELLED	3967429	Mombasa - Education
Cynthia Dzilla	17.03.2021	982,000.00	CANCELLED	4229260	Mombasa - The Executive
Mwenda Miriti	27.05.2021	1,188,000.00	CANCELLED	4229274	Mombasa - The Executive
Najma Keya	23.06.2021	831,000.00	CANCELLED	4229275	Mombasa - The Executive
Idd Mohamed	02.06.2021	883,000.00	CANCELLED	4229301	Mombasa - Youth, Gender, Sports and Cultural Affairs
Anwar Ahmed	11.09.2020	77,200.00	UNSURENDERED	3767428	Mombasa - Education
Theresia Muthio	29.10.2020	1,999,000.00	UNSURENDERED	3669716	Mombasa - Health
Mejuma Salim	17.12.2020	1,000,000.00	UNSURENDERED	3669722	Mombasa - Health
Victor Abayo	17.12.2020	1,000,000.00	UNSURENDERED	3669723	Mombasa - Health
Tabitha Mwanie Mwanja	22.02.2021	1,000,500.00	UNSURENDERED	3677647	Mombasa - Health
Jacinter Otieno	22.02.2021	1,999,500.00	UNSURENDERED	3677648	Mombasa - Youth, Gender, Sports and Cultural Affairs
Taufiq Baiala	28.05.2021	872,112.00	UNSURENDERED	3690681	Mombasa - Transport, Infrastructure and Public Works
Danson Mzenge	09.09.2020	30,000.00	UNSURENDERED	3947548	Mombasa - Finance and Economic Planning
Babelynn Mukila	01.10.2020	177,006.00	UNSURENDERED	3947618	Mombasa - Finance and Economic Planning
Fatma Ibrahim	01.09.2020	500,000.00	UNSURENDERED	3947723	Mombasa - Trade, Tourism and Investments
Garera Mwaruwa Baya	18.09.2020	583,560.00	UNSURENDERED	3947724	Mombasa - Trade, Tourism and Investments



**COUNTY EXECUTIVE OF MOMBASA**  
**Annual Report and Financial Statements**  
**For the year ended June 30, 2021.**

Fawz Rashid	01.02.2021	1,522,476.00	UNSURENDERED	1,522,476.00	3947730	Mombasa - Trade, Tourism and Investments
Fawz Rashid	01.02.2021	76,000.00	UNSURENDERED	76,000.00	3947732	Mombasa - Trade, Tourism and Investments
Asha Abdi	05.05.2021	1,340,296.00	UNSURENDERED	1,340,296.00	3947741	Mombasa - Finance and Economic Planning
Jaab Tumba	07.05.2021	1,126,296.00	UNSURENDERED	1,126,296.00	3947742	Mombasa - The Executive
Fauz Rashid		1,804,876.00	UNSURENDERED	1,804,876.00	3947746	Mombasa - Trade, Tourism and Investments
Jeophita June Mwajuma	22.09.2020	1,740,000.00	UNSURENDERED	1,740,000.00	3947955	Mombasa - Education
Victoria Mswaili	22.09.2020	715,000.00	UNSURENDERED	715,000.00	3947956	Mombasa - County Planning, Land and Housing
Kinana Juma	04.09.2020	883,280.00	UNSURENDERED	883,280.00	3957856	Mombasa - The Executive
Cynthia Dzila	04.09.2020	664,000.00	UNSURENDERED	664,000.00	3957858	Mombasa - The Executive
Kinana Juma	28.10.2020	77,200.00	UNSURENDERED	77,200.00	3957877	Mombasa - The Executive
Sandra Wawuda	18.12.2020	480,000.00	UNSURENDERED	480,000.00	3957887	Mombasa - The Executive
Peter Migasi	26.10.2020	1,895,200.00	UNSURENDERED	1,895,200.00	3957911	Mombasa - Transport, Infrastructure and Public Works
Wahida Mohamed	06.01.2021	1,285,400.00	UNSURENDERED	1,285,400.00	3957914	Mombasa - Trade, Tourism and Investments
Julie Kitala	06.01.2021	1,285,400.00	UNSURENDERED	1,285,400.00	3957915	Mombasa - Youth, Gender, Sports and Cultural Affairs
Patience Zawadi Joseph	12.01.2021	576,600.00	UNSURENDERED	576,600.00	3957917	Mombasa - Finance and Economic Planning
Jacob Mnjau	13.01.2021	133,600.00	UNSURENDERED	133,600.00	3957918	Mombasa - Finance and Economic Planning
Alfred Mwakia	23.04.2021	1,998,500.00	UNSURENDERED	1,998,500.00	3947738	Mombasa - Trade, Tourism and Investments
Abdalla Mwabami	12.05.2021	922,500.00	UNSURENDERED	922,500.00	3947932	Mombasa - Agriculture, Fisheries, Livestock and Co-Operatives
Tendai M Lewa	23.11.2020	16,300.00	UNSURENDERED	16,300.00	3947912	Mombasa - The Executive
Alli Shariff	25.08.2020	500,000.00	UNSURENDERED	500,000.00	3690571	Mombasa - Transport, Infrastructure and Public Works
Thomas Chula	25.09.2020	700,000.00	UNSURENDERED	700,000.00	3690674	Mombasa - Transport, Infrastructure and Public Works

**COUNTY EXECUTIVE OF MOMBASA**  
**Annual Report and Financial Statements**  
**For the year ended June 30, 2021.**

Albert Keno	25.09.2020	700,000.00	UNSURENDERED	700,000.00	3690675	Mombasa - Transport, Infrastructure and Public Works
Jamila Njeri Mohamed	13.10.2020	400,000.00	UNSURENDERED	400,000.00	3767467	Mombasa - Water, Sanitation and Natural Resources
Tendai M Lewa	06.05.2021	250,000.00	UNSURENDERED	250,000.00	3677600	Mombasa - The Executive
Lynne Farah	15.10.2020	700,000.00	UNSURENDERED	700,000.00	3947659	Mombasa - The Executive
Rashid J. Bedzimba	01.09.2020	500,000.00	UNSURENDERED	500,000.00	3947600	Mombasa - The Executive
Josephine Odongo	25.08.2020	1,000,000.00	UNSURENDERED	1,000,000.00	3947545	Mombasa - Finance and Economic Planning
Coaline Masai	31.08.2020	300,000.00	UNSURENDERED	300,000.00	3957855	Mombasa - The Executive
Mariam Alfjan Kadzo	25.08.2020	500,000.00	UNSURENDERED	500,000.00	3947546	Mombasa - Finance and Economic Planning
Josephine Njarage	02.10.2020	400,000.00	UNSURENDERED	400,000.00	3947904	Mombasa - Agriculture, Fisheries, Livestock and Co-Operatives
Ronald Makakha	27.08.2020	1,000,000.00	UNSURENDERED	1,000,000.00	3947719	Mombasa - Trade, Tourism and Investments
Mwanaisha Abdi	10.03.2021	1,000,000.00	UNSURENDERED	1,000,000.00	3957925	Mombasa - Finance and Economic Planning
				35,731,802.00		

**COUNTY EXECUTIVE OF MOMBASA**  
**Annual Report and Financial Statements**  
**For the year ended June 30, 2021.**

**ANNEX 6 – SUMMARY OF NON-CURRENT ASSET REGISTER**

<b>Asset class</b>	<b>Historical Cost b/f (KShs ) 2019/2020</b>	<b>Additions during the year (KShs )</b>	<b>Disposals during the year (KShs )</b>	<b>Transfers in/(out) during the year (KShs)</b>	<b>Historical Cost c/f (KShs ) 2019/2020</b>
Land	1,751,463,793.00				1,751,463,793.00
Buildings and structures	12,788,680,756.15	1,606,867,402.15			11,181,813,354.00
Transport equipment	781,244,136.15	52,643,778.15			728,600,358.00
Office equipment, furniture and fittings	620,089,686.86	74,077,268.86			546,012,418.00
ICT Equipment, Software and Other ICT Assets	237,473,930.65	118,646,930.65			118,827,000.00
Other Machinery and Equipment	4,404,368,825.00	-			4,404,368,825.00
Biological Assets	37,761,550.00				37,761,550.00
Development Costs	927,911,697.20	260,808,167.20			667,103,530.00
Strategic Stocks	70,433,752.00				70,433,752.00
Heritage and cultural assets	-				-
Intangible assets	5,344,000.00				5,344,000.00
<b>Total</b>	<b>21,624,772,127.01</b>	<b>2,113,043,547.01</b>	<b>-</b>	<b>-</b>	<b>19,511,728,580.00</b>

*NB: The balance as at the end of the year is the cumulative cost of all assets bought and inherited by the County Executive. Additions during the year should tie to note 17 on acquisition of assets during the year. Ensure a complete fixed asset register is separately prepared in line with guidelines from The National Treasury.*

**COUNTY EXECUTIVE OF MOMBASA**  
**Annual Report and Financial Statements**  
**For the year ended June 30, 2021.**

**ANNEX 7 – INTER-ENTITY TRANSFERS**

Ref	Entity	Quarter 1	Quarter 2	Quarter 3	Quarter 4	Amount transferred KShs	Amount Confirmed as received KShs	difference	explanation
1	County Assembly		185,899,703	106,000,000	368,426,728	660,326,431			
2	Elimu fund fund			153,415,100	2,935,100	156,350,200			
3	Emergency relief and refugee assistance		22,280,150	25,489,703	32,579,488	80,349,341			
	<b>Total</b>		<b>208,179,853</b>	<b>284,904,803</b>	<b>403,941,316</b>	<b>897,025,972</b>			

**Director of Finance**  
**County Executive**

-----

**Director of Finance**  
**County Assembly/fund/project**

-----

*(NB: This appendix must be agreed and signed by the issuing and receiving party)*

**XXX COUNT EXECUTIVE - (Indicate actual name of the County Executive)**  
**Consolidated Reports and Financial Statements**  
**For the year ended June 30, 2021**

---

**ANNEX 8 Contingent liabilities register**

	<b>Nature of contingent liability</b>	<b>Payable to</b>	<b>Currency</b>	<b>Estimated Amount Kshs</b>	<b>Expected date of payment</b>	<b>Remarks</b>
1						
2						
3						
4						
5						
6						
7						
8						
9						
10						
11						
12						

**COUNTY EXECUTIVE OF MOMBASA**  
**Annual Report and Financial Statements**  
**For the year ended June 30, 2021.**

---

**ANNEX9 – BANK RECONCILIATION/FO 30 REPORT**

*(Attach FO 30 Reports from IFMIS)*

